

PROTOCOL



**British Figure Skating
Championships 2022**



British Figure Skating Championships 2022

Protocol

of the

British Figure Skating Championships® 2022 / 2023

organized by

British Ice Skating Association

with the authorization of the

The British Ice Skating Board

held in

Sheffield

1st – 4th December 2022

The events of the
British Figure Skating Championships®
took place at the

“Bauer Arena iceSheffield, Sheffield”

a heated indoor ice arena

COMPETITION SCHEDULE

Date	Start Time	Finish Time	No. of Entries	Category	Segment	Resurfacing	Performance	Judging First	Judging Last
01.12.2022									
	11:30:00	13:54:30	24	Advanced Novice Girls	Short Program	00:15:00	00:02:20	00:02:00	00:02:00
	14:00:00	14:20:00	3	Advanced Novice Boys	Short Program	00:20:00	00:02:20	00:02:20	00:02:00
	15:00:00	17:45:00	24	Junior Women	Short Program	00:15:00	00:02:40	00:02:00	00:02:00
	18:05:00	19:20:00	12	Junior Men	Short Program	00:20:00	00:02:40	00:02:00	00:02:00
02.12.2022									
	11:00:00	13:43:30	24	Advanced Novice Girls	Free Skating	00:15:00	00:03:00	00:02:00	00:02:00
	13:40:00	14:02:00	3	Advanced Novice Boys	Free Skating	00:20:00	00:03:00	00:02:00	00:02:00
	14:45:00	17:44:00	23	Junior Women	Free Skating	00:15:00	00:03:30	00:02:00	00:01:00
	18:35:00	20:00:00	12	Junior Men	Free Skating	00:20:00	00:03:30	00:02:00	00:02:00
03.12.2022									
	13:00:00	13:19:00	3	Advanced Novice Pairs	Short Program	00:20:00	00:02:20	00:02:00	00:02:00
	13:30:00	13:46:50	2	Junior Pairs	Short Program	00:15:00	00:02:40	00:02:00	00:02:00
	14:20:00	15:19:30	9	Senior Women	Short Program	00:20:00	00:02:40	00:02:00	00:02:00
	15:50:00	16:06:50	2	Senior Pairs	Short Program	00:15:00	00:02:40	00:02:00	00:02:00
	16:10:00	16:59:10	7	Senior Men	Short Program	00:20:00	00:02:40	00:02:00	00:02:00
	17:10:00	17:13:30	0	Intermediate Novice Dance	Pattern Dance 1 - Rocker Foxtrot (With Key Points)	00:15:00	00:01:50	00:01:50	00:01:50
	17:20:00	17:27:00	1	Advanced Novice Dance	Pattern Dance 1 Westminster Waltz (With Key Points)	00:15:00	00:02:00	00:02:00	00:02:00
	17:25:00	17:25:00	0	Intermediate Novice Dance	Pattern Dance 2 - American Waltz (With Key Points)	00:15:00	00:02:00	00:02:00	00:02:00
	17:30:00	17:37:00	1	Advanced Novice Dance	Pattern Dance 2 - Argentine Tango (With Key Points)	00:15:00	00:02:00	00:02:00	00:02:00
	18:00:00	18:24:50	4	Junior Dance	Rhythm Dance	00:10:00	00:02:50	00:01:30	00:01:00
	18:30:00	18:51:30	3	Senior Dance	Rhythm Dance	00:20:00	00:02:50	00:02:00	00:02:00
04.12.2022									
	13:30:00	13:38:30	1	Intermediate Novice Dance	Free Dance	00:20:00	00:02:30	00:02:00	00:02:00
	13:40:00	13:49:00	1	Advanced Novice Dance	Free Dance	00:20:00	00:03:00	00:02:00	00:02:20
	13:50:00	14:19:34	4	Junior Dance	Free Dance	00:15:00	00:03:30	00:02:01	00:02:00
	14:30:00	14:55:00	3	Senior Dance	Free Dance	00:20:00	00:04:00	00:02:00	00:02:00
	15:05:00	15:27:00	3	Advanced Novice Pairs	Free Skating	00:20:00	00:03:00	00:02:00	00:02:00
	15:35:00	15:53:30	2	Junior Pairs	Free Skating	00:20:00	00:03:30	00:02:00	00:02:00
	16:20:00	17:31:30	9	Senior Women	Free Skating	00:20:00	00:04:00	00:02:00	00:02:00
	18:00:00	18:19:30	2	Senior Pairs	Free Skating	00:20:00	00:04:00	00:02:00	00:02:00
	18:20:00	19:18:30	7	Senior Men	Free Skating	00:20:00	00:04:00	00:02:00	00:02:00

CALCULATION SETUP VERIFICATION FOR REFEREE

Category Advanced Novice Girls

Event parameter

Software Version	1.6.14.0	Competition Type	National Championship
Elm Xml Version	2223.2	Calculation	ISU Judging System
Sys Elm Xml Version	2223.1	Trimmed Mean	Starts With 5 Judges
		Verification Rules Season	2022-2023

Category parameter


Category type	Singles	Level	Advanced Novice
Gender	Lady		

Segment Short Program

		checksum element table:	90aa310fbfcc81fba3c5d089923e40a3	
General segment factor	1.00	Program time	2:20 +/- 10 sec.	
Credit for highlight distribution	1.00	Start time 2nd half of program	0:00	
		Verification Rules	ISU Rules	
Program components:	Factor	Deductions:	Entered By	Values
General component factor	1.00	1: Costume/Prop violation	Majority	0 -1
1: Composition	1.07	2: Time violation	Referee	0 -1 -2 -3 -4 -5 -6
2: Presentation	1.07	3:		
3: Skating Skills	1.07	4: Illegal element/movement	Technical Panel	0 -2 -4 -6
		5: Falls	Technical Panel	-0.5 per Fall
		6: Interruption in excess	Referee	0 -0.5 -1 -1.5 -2 -2.5 -3
		7: Interruption with allowance	Referee	0 -2.5
		8:		
		9:		
		10: Costume failure	Referee	0 -1
		11: Late start	Referee	0 -1

Segment Free Skating

		checksum element table:	90aa310fbfcc81fba3c5d089923e40a3	
General segment factor	1.00	Program time	3:00 +/- 10 sec.	
Credit for highlight distribution	1.00	Start time 2nd half of program	0:00	
		Verification Rules	ISU Rules	
Program components:	Factor	Deductions:	Entered By	Values
General component factor	1.00	1: Costume/Prop violation	Majority	0 -1
1: Composition	2.13	2: Time violation	Referee	0 -1 -2 -3 -4 -5 -6
2: Presentation	2.13	3:		
3: Skating Skills	2.13	4: Illegal element/movement	Technical Panel	0 -2 -4 -6
		5: Falls	Technical Panel	-0.5 per Fall
		6: Interruption in excess	Referee	0 -0.5 -1 -1.5 -2 -2.5 -3
		7: Interruption with allowance	Referee	0 -2.5
		8:		
		9:		
		10: Costume failure	Referee	0 -1
		11: Late start	Referee	0 -1


Ms. Maggie WORSFOLD

printed: 01.12.2022 09:36

ADVANCED NOVICE GIRLS

Bauer Arena iceSheffield	01 DEC 2022	11:30	Short Program
	02 DEC 2022	11:00	Free Skating

Size of Skating Arena:	30m*60m
Ice Conditions:	very good
Number of Entries:	24
Number of Participants:	24

Entry Withdrawn:

Short Program		
Duration:	2:20 +/- 10 seconds	
Segment Factor:	1.00	
Program Component Factors:	Composition	1.07
	Presentation	1.07
	Skating Skills	1.07

Free Skating		
Duration:	3:00 +/- 10 seconds	
Segment Factor:	1.00	
Program Component Factors:	Composition	2.13
	Presentation	2.13
	Skating Skills	2.13

RESULTS

ADVANCED NOVICE GIRLS

Pl.	Name	Nation	Total Score	SP	FS
1	Daria DALGICH	ROM	35.15	1	
2	Kendal McKENZIE	NOT	31.36	2	
3	Lilian MUSGRAVE	A.A	31.19	3	
4	Tarren MAYER	MKN	29.35	4	
5	Adrienne CASTON	CAM	29.02	5	
6	Zarah WOOD	SWI	27.69	6	
7	Isla SHENTON	SHE	27.50	7	
8	Zinia WOOD	SWI	25.83	8	
9	Gailie TSANG	PET	25.50	9	
10	Lucia KUBICOVA	SHE	25.18	10	
11	Alisa BISEROVA	ROM	24.85	11	
12	Jessica WORTH	SHE	24.63	12	
13	Mia CRAIG	DDE	23.89	13	
14	Paige ROBINSON	MKN	23.44	14	
15	Polly MORRIS	DDE	23.10	15	
16	Maisie BARNETT	MKN	22.97	16	
17	Wakana KATAYAMA	SWI	22.88	17	
18	Nina ALEXANDROV	WHI	22.83	18	
19	Kira KHOMENKO	AXP	22.61	19	
20	Kitty KAMINSKAS	ROM	22.39	20	
21	Madison LYNCH	KIR	22.38	21	
22	Layla REAY	WHI	21.69	22	
23	Ava WILSON	BAS	21.63	23	
24	Gemma RATCLIFFE	NOT	20.56	24	

Maggie Worsfold
Ms. Maggie WORSFOLD, M.W
 Referee

A. Findlay
Ms. Ann FINDLAY, A.F
 Technical Controller

Legend:	
FS	Free Skating
SP	Short Program
Pl.	Place

PANEL OF JUDGES

ADVANCED NOVICE GIRLS

Officials

Technical Controller	Ms. Ann FINDLAY	A.F
Technical Specialist	Ms. Sami PAYNE	S.P
Technical Specialist	Ms. Alison LAW	A.L

Judges

Referee	Ms. Maggie WORSFOLD	M.W
Judge No. 1	Ms. Pam AGUSS	P.A
Judge No. 2	Ms. Mary CHAPMAN	M.C
Judge No. 3	Ms. Patricia HOUGHTON	P.H
Judge No. 4	Ms. Amanda KNIGHT	A.K
Judge No. 5	Mr. Matthew MILLER	M.M

Data/Replay Operator

Data Operator	Ms. Sarah DONNELLY	S.D
Replay Operator	Ms. Danielle COTON	D.C

JUDGES DETAILS PER SKATER

ADVANCED NOVICE GIRLS SHORT PROGRAM

Rank	Name	Nation	Starting Number	Total Segment Score	Total Element Score	Total Program Component Score (factored)							Total Deductions			
1	Daria DALGICH	ROM	10	35.15	20.09	15.06							0.00			
#	Executed Elements	Info	Base Value	GOE	J1	J2	J3	J4	J5	J6	J7	J8	J9	Bonus	Ref.	Scores of Panel
1	3S<	<	3.44	-1.03	-1	-3	-2	-4	-4							2.41
2	2Ab	b	3.30	0.33	1	1	1	1	2					1.00		4.63
3	SSp3		2.10	0.35	1	2	1	2	2							2.45
4	StSq3		3.30	0.66	2	2	2	2	3							3.96
5	2F+2Lo		3.50	-0.06	-1	0	-1	0	0							3.44
6	CCoSp3		3.00	0.20	0	-1	1	1	1							3.20
			18.64													20.09
Program Components				Factor												
Composition				1.07	4.50	4.25	4.50	4.75	5.25					4.58		
Presentation				1.07	4.75	5.00	4.75	4.75	4.75					4.75		
Skating Skills				1.07	4.75	4.50	4.50	5.00	5.00					4.75		
Judges Total Program Component Score (factored)													15.06			
Deductions:																0.00

Rank	Name	Nation	Starting Number	Total Segment Score	Total Element Score	Total Program Component Score (factored)							Total Deductions			
2	Kendal MCKENZIE	NOT	18	31.36	16.46	14.90							0.00			
#	Executed Elements	Info	Base Value	GOE	J1	J2	J3	J4	J5	J6	J7	J8	J9	Bonus	Ref.	Scores of Panel
1	LSp3		2.40	0.56	3	3	2	2	2							2.96
2	2Lz		2.10	0.42	2	2	2	0	2							2.52
3	2Aqb	b	3.30	-0.55	-2	-2	0	-1	-2					1.00		3.75
4	CCoSp3		3.00	0.30	2	1	1	1	1							3.30
5	2F+COMBO		1.80	-0.90	-5	-5	-5	-5	-5							0.90
6	StSq2		2.60	0.43	2	2	1	1	2							3.03
			15.20													16.46
Program Components				Factor												
Composition				1.07	4.25	5.00	4.25	5.00	4.75					4.67		
Presentation				1.07	4.75	4.75	4.25	4.75	4.50					4.67		
Skating Skills				1.07	4.50	5.25	4.50	4.50	4.75					4.58		
Judges Total Program Component Score (factored)													14.90			
Deductions:																0.00

Rank	Name	Nation	Starting Number	Total Segment Score	Total Element Score	Total Program Component Score (factored)							Total Deductions			
3	Lilian MUSGRAVE	A.A	6	31.19	19.59	11.60							0.00			
#	Executed Elements	Info	Base Value	GOE	J1	J2	J3	J4	J5	J6	J7	J8	J9	Bonus	Ref.	Scores of Panel
1	2Ab	b	3.30	-0.22	0	-1	-1	-1	0					1.00		4.08
2	3Sb	b	4.30	-0.86	-2	-2	-3	-2	-2					1.00		4.44
3	2Lze+2Lo	e	3.38	-0.79	-5	-4	-5	-3	-5							2.59
4	LSp2		1.90	0.19	0	2	1	1	1							2.09
5	StSq3		3.30	-0.11	-2	1	1	-1	-1							3.19
6	CCoSp3		3.00	0.20	0	1	1	0	1							3.20
			19.18													19.59
Program Components				Factor												
Composition				1.07	3.75	3.50	3.75	3.75	3.75					3.75		
Presentation				1.07	3.25	3.75	3.50	3.50	3.25					3.42		
Skating Skills				1.07	4.00	3.50	3.75	3.50	3.75					3.67		
Judges Total Program Component Score (factored)													11.60			
Deductions:																0.00

JUDGES DETAILS PER SKATER

ADVANCED NOVICE GIRLS SHORT PROGRAM

Rank	Name	Nation	Starting Number	Total Segment Score	Total Element Score	Total Program Component Score (factored)						Total Deductions			
4	Tarren MAYER	MKN	16	29.35	15.61	13.74						0.00			
#	Executed Elements	Info	Base Value	GOE	J1	J2	J3	J4	J5	J6	J7	J8	J9	Ref.	Scores of Panel
1	2F		1.80	0.36	4	1	2	2	2						2.16
2	1A		1.10	0.15	2	0	1	1	2						1.25
3	2Lz+2Loq	q	3.80	-0.42	-2	-2	-3	-2	-2						3.38
4	SSp2		1.60	0.16	1	0	1	1	2						1.76
5	FCCoSp3		3.00	0.10	1	2	0	0	-1						3.10
6	StSq3		3.30	0.66	3	2	2	2	2						3.96
			14.60												15.61
Program Components				Factor											
Composition				1.07	4.25	3.75	4.00	4.25	4.25	4.75					4.17
Presentation				1.07	4.50	4.25	4.25	4.50	4.50	4.50					4.42
Skating Skills				1.07	4.50	3.50	4.25	4.25	4.25					4.25	
Judges Total Program Component Score (factored)											13.74				
Deductions:													0.00		

Rank	Name	Nation	Starting Number	Total Segment Score	Total Element Score	Total Program Component Score (factored)						Total Deductions			
5	Adrienne CASTON	CAM	2	29.02	16.09	12.93						0.00			
#	Executed Elements	Info	Base Value	GOE	J1	J2	J3	J4	J5	J6	J7	J8	J9	Ref.	Scores of Panel
1	2F+2Lo		3.50	-0.18	-1	-2	-1	-1	-1						3.32
2	1A		1.10	0.00	0	0	0	0	0						1.10
3	SSp3		2.10	0.28	3	1	1	1	2						2.38
4	StSq3		3.30	0.22	1	0	0	1	2						3.52
5	2Lz		2.10	0.07	1	-1	0	0	1						2.17
6	CCoSp3		3.00	0.60	2	2	1	2	3						3.60
			15.10												16.09
Program Components				Factor											
Composition				1.07	4.00	3.50	3.25	4.25	4.25					3.92	
Presentation				1.07	4.25	4.50	3.50	4.00	4.50					4.25	
Skating Skills				1.07	4.25	3.75	3.25	4.00	4.00					3.92	
Judges Total Program Component Score (factored)											12.93				
Deductions:													0.00		

Rank	Name	Nation	Starting Number	Total Segment Score	Total Element Score	Total Program Component Score (factored)						Total Deductions				
6	Zarah WOOD	SWI	8	27.69	15.22	13.47						-1.00				
#	Executed Elements	Info	Base Value	GOE	J1	J2	J3	J4	J5	J6	J7	J8	J9	Bonus	Ref.	Scores of Panel
1	3Sb	b	4.30	-1.29	-3	-3	-4	-3	-3					1.00		4.01
2	2F+2Lo		3.50	-0.90	-5	-5	-5	-5	-5							2.60
3	CCoSp3		3.00	0.20	-1	1	1	0	1							3.20
4	StSq1		1.80	0.30	1	2	2	1	2							2.10
5	1A		1.10	0.04	0	0	1	0	1							1.14
6	SSp3		2.10	0.07	0	0	1	1	-1							2.17
			15.80												15.22	
Program Components				Factor												
Composition				1.07	4.00	4.25	4.25	4.25	4.50					4.25		
Presentation				1.07	4.25	4.50	4.25	4.00	4.25					4.25		
Skating Skills				1.07	4.00	4.25	4.00	4.25	4.00					4.08		
Judges Total Program Component Score (factored)											13.47					
Deductions:				Time violation	-1.00							-1.00				

JUDGES DETAILS PER SKATER

ADVANCED NOVICE GIRLS SHORT PROGRAM

Rank	Name	Nation	Starting Number	Total Segment Score	Total Element Score	Total Program Component Score (factored)						Total Deductions			
7	Isla SHENTON	SHE	19	27.50	14.84	12.66						0.00			
#	Executed Elements	Info	Base Value	GOE	J1	J2	J3	J4	J5	J6	J7	J8	J9	Ref.	Scores of Panel
1	1A		1.10	0.26	4	2	3	1	2						1.36
2	SSp3		2.10	0.42	3	1	2	2	2						2.52
3	2F+2T		3.10	0.06	1	0	0	-1	1						3.16
4	2Lo		1.70	0.00	0	-1	0	0	0						1.70
5	StSq2		2.60	0.00	1	0	0	0	0						2.60
6	CCoSp3		3.00	0.50	0	1	2	2	2						3.50
			13.60												14.84
Program Components				Factor											
Composition				1.07	3.75	4.00	3.25	3.75	3.75					3.75	
Presentation				1.07	4.25	4.50	3.25	3.75	3.75					3.92	
Skating Skills				1.07	4.50	4.25	4.00	3.50	4.25					4.17	
Judges Total Program Component Score (factored)											12.66				
Deductions:													0.00		

Rank	Name	Nation	Starting Number	Total Segment Score	Total Element Score	Total Program Component Score (factored)						Total Deductions			
8	Zinia WOOD	SWI	7	25.83	13.40	12.93						-0.50			
#	Executed Elements	Info	Base Value	GOE	J1	J2	J3	J4	J5	J6	J7	J8	J9	Ref.	Scores of Panel
1	2Lo		1.70	0.17	1	1	1	0	1						1.87
2	2F+2T		3.10	0.00	0	0	0	0	0						3.10
3	FCCoSp3		3.00	-0.40	-2	-1	-1	-1	-2						2.60
4	StSq2		2.60	0.26	1	3	1	1	1						2.86
5	2A<	F	2.64	-1.32	-5	-5	-5	-5	-5						1.32
6	SSp2		1.60	0.05	0	1	0	0	1						1.65
			14.64												13.40
Program Components				Factor											
Composition				1.07	4.25	4.25	4.00	4.00	4.25					4.17	
Presentation				1.07	4.00	5.00	3.75	3.75	4.25					4.00	
Skating Skills				1.07	3.75	4.00	3.50	4.00	4.00					3.92	
Judges Total Program Component Score (factored)											12.93				
Deductions: Falls													-0.50 (1)		

Rank	Name	Nation	Starting Number	Total Segment Score	Total Element Score	Total Program Component Score (factored)						Total Deductions				
9	Gailie TSANG	PET	23	25.50	13.79	12.21						-0.50				
#	Executed Elements	Info	Base Value	GOE	J1	J2	J3	J4	J5	J6	J7	J8	J9	Bonus	Ref.	Scores of Panel
1	2Ab	b	3.30	0.33	1	1	-1	1	2					1.00		4.63
2	2Fq	F	1.80	-0.90	-5	-5	-5	-5	-5							0.90
3	2Lz+1T*	*	2.10	-1.05	-5	-5	-5	-5	-5							1.05
4	CCoSp3V		2.25	0.00	0	1	0	0	-1							2.25
5	SSp3		2.10	0.35	1	2	1	2	2							2.45
6	StSq2		2.60	-0.09	0	-2	-1	0	0							2.51
			14.15													13.79
Program Components				Factor												
Composition				1.07	3.50	4.00	3.25	3.75	4.50					3.75		
Presentation				1.07	4.00	3.50	3.50	3.75	4.25					3.75		
Skating Skills				1.07	4.00	3.75	3.50	4.00	4.25					3.92		
Judges Total Program Component Score (factored)											12.21					
Deductions: Falls													-0.50 (1)			

JUDGES DETAILS PER SKATER

ADVANCED NOVICE GIRLS SHORT PROGRAM

Rank	Name	Nation	Starting Number	Total Segment Score	Total Element Score	Total Program Component Score (factored)							Total Deductions			
10	Lucia KUBICOVA	SHE	1	25.18	13.41	11.77							0.00			
#	Executed Elements	Info	Base Value	GOE	J1	J2	J3	J4	J5	J6	J7	J8	J9	Bonus	Ref.	Scores of Panel
1	2Ab	b	3.30	-1.65	-5	-5	-5	-5	-5					1.00		2.65
2	2F+2Lo		3.50	-0.78	-4	-3	-5	-4	-5							2.72
3	CCoSp3		3.00	0.10	0	1	0	-1	1							3.10
4	2Lz		2.10	0.07	1	0	0	0	1							2.17
5	FCSp2*	*	0.00	0.00	-	-	-	-	-							0.00
6	StSq2		2.60	0.17	1	1	1	0	0							2.77
			14.50													13.41
Program Components				Factor												
Composition				1.07	3.75	3.75	3.75	3.75	3.75	3.75					3.75	
Presentation				1.07	3.50	4.25	3.50	3.75	3.50	3.50					3.58	
Skating Skills				1.07	4.25	4.00	3.50	3.50	3.25					3.67		
Judges Total Program Component Score (factored)													11.77			
Deductions:													0.00			

Rank	Name	Nation	Starting Number	Total Segment Score	Total Element Score	Total Program Component Score (factored)							Total Deductions		
11	Alisa BISEROVA	ROM	20	24.85	12.89	11.96							0.00		
#	Executed Elements	Info	Base Value	GOE	J1	J2	J3	J4	J5	J6	J7	J8	J9	Ref.	Scores of Panel
1	1A		1.10	0.11	1	1	1	0	1						1.21
2	2F+2Loq	q	3.50	-0.36	-2	-2	-2	-2	-2						3.14
3	StSq1		1.80	0.06	0	1	0	-1	1						1.86
4	LSp1		1.50	0.15	1	1	1	1	2						1.65
5	2Lz		2.10	-0.07	0	0	0	-1	-1						2.03
6	CCoSp3		3.00	0.00	0	0	0	0	1						3.00
			13.00												12.89
Program Components				Factor											
Composition				1.07	3.75	3.75	3.25	3.50	4.25					3.67	
Presentation				1.07	4.00	4.00	3.50	3.50	4.00					3.83	
Skating Skills				1.07	3.50	3.75	3.75	3.25	4.00					3.67	
Judges Total Program Component Score (factored)													11.96		
Deductions:													0.00		

Rank	Name	Nation	Starting Number	Total Segment Score	Total Element Score	Total Program Component Score (factored)							Total Deductions		
12	Jessica WORTH	SHE	4	24.63	12.91	12.22							-0.50		
#	Executed Elements	Info	Base Value	GOE	J1	J2	J3	J4	J5	J6	J7	J8	J9	Ref.	Scores of Panel
1	1A		1.10	0.11	2	1	1	1	1						1.21
2	2Lz!+2Tq	F	3.40	-1.05	-5	-5	-5	-5	-5						2.35
3	SSp3		2.10	0.35	2	1	1	2	2						2.45
4	2F		1.80	-0.12	-2	-1	-1	0	0						1.68
5	StSq1		1.80	0.12	1	0	1	1	0						1.92
6	CCoSp3		3.00	0.30	0	1	1	1	1						3.30
			13.20												12.91
Program Components				Factor											
Composition				1.07	4.00	3.50	3.00	4.25	3.75					3.75	
Presentation				1.07	4.25	3.75	4.00	4.00	4.00					4.00	
Skating Skills				1.07	3.75	3.50	3.75	4.00	3.50					3.67	
Judges Total Program Component Score (factored)													12.22		
Deductions:				Falls	-0.50 (1)							-0.50			

JUDGES DETAILS PER SKATER

ADVANCED NOVICE GIRLS SHORT PROGRAM

Rank	Name	Nation	Starting Number	Total Segment Score	Total Element Score	Total Program Component Score (factored)						Total Deductions			
13	Mia CRAIG	DDE	12	23.89	12.70	11.69						-0.50			
#	Executed Elements	Info	Base Value	GOE	J1	J2	J3	J4	J5	J6	J7	J8	J9	Ref.	Scores of Panel
1	2F+2T		3.10	0.00	0	0	0	0	1						3.10
2	2A<<	F	1.10	-0.55	-5	-5	-5	-5	-5						0.55
3	LSp2		1.90	0.00	0	0	1	0	0						1.90
4	2Lo		1.70	0.11	0	1	1	0	1						1.81
5	StSq2		2.60	-0.26	-1	-2	0	-1	-1						2.34
6	CCoSp3		3.00	0.00	0	0	0	0	-1						3.00
			13.40												12.70
Program Components				Factor											
Composition				1.07	3.25	3.50	3.50	3.75	4.25					3.58	
Presentation				1.07	3.75	3.50	3.75	3.50	4.00					3.67	
Skating Skills				1.07	3.75	3.25	3.50	3.75	4.25					3.67	
Judges Total Program Component Score (factored)											11.69				
Deductions:		Falls	-0.50 (1)										-0.50		

Rank	Name	Nation	Starting Number	Total Segment Score	Total Element Score	Total Program Component Score (factored)						Total Deductions			
14	Paige ROBINSON	MKN	17	23.44	12.74	10.70						0.00			
#	Executed Elements	Info	Base Value	GOE	J1	J2	J3	J4	J5	J6	J7	J8	J9	Ref.	Scores of Panel
1	2F+2Loq	!	3.50	-0.66	-3	-4	-4	-3	-4						2.84
2	2Lz		2.10	-0.07	0	-1	0	-1	0						2.03
3	SSp3		2.10	0.21	0	1	1	1	1						2.31
4	1A		1.10	-0.04	-1	0	0	-1	0						1.06
5	StSqB		1.50	0.00	-1	0	0	0	0						1.50
6	CCoSp3		3.00	0.00	0	0	0	0	0						3.00
			13.30												12.74
Program Components				Factor											
Composition				1.07	3.00	3.25	3.50	3.50	3.00					3.25	
Presentation				1.07	3.25	3.75	3.25	3.25	3.75					3.42	
Skating Skills				1.07	3.25	3.50	3.50	3.00	3.25					3.33	
Judges Total Program Component Score (factored)											10.70				
Deductions:												0.00			

Rank	Name	Nation	Starting Number	Total Segment Score	Total Element Score	Total Program Component Score (factored)						Total Deductions			
15	Polly MORRIS	DDE	14	23.10	11.51	11.59						0.00			
#	Executed Elements	Info	Base Value	GOE	J1	J2	J3	J4	J5	J6	J7	J8	J9	Ref.	Scores of Panel
1	2F+2Lo		3.50	0.12	2	0	1	0	1						3.62
2	2Lz		2.10	0.00	1	-2	0	0	0						2.10
3	SSp2		1.60	0.11	1	0	0	1	1						1.71
4	StSqB		1.50	0.00	0	-1	0	0	1						1.50
5	1A		1.10	0.04	1	0	0	0	1						1.14
6	FCCoSp2V		1.88	-0.44	-2	-2	-3	-3	-1						1.44
			11.68												11.51
Program Components				Factor											
Composition				1.07	3.75	3.00	3.25	3.75	4.00					3.58	
Presentation				1.07	4.25	3.25	3.00	3.75	4.25					3.75	
Skating Skills				1.07	4.00	2.75	3.25	3.50	3.75					3.50	
Judges Total Program Component Score (factored)											11.59				
Deductions:												0.00			

JUDGES DETAILS PER SKATER

ADVANCED NOVICE GIRLS SHORT PROGRAM

Rank	Name	Nation	Starting Number	Total Segment Score	Total Element Score	Total Program Component Score (factored)						Total Deductions			
16	Maisie BARNETT	MKN	9	22.97	12.09	10.88						0.00			
#	Executed Elements	Info	Base Value	GOE	J1	J2	J3	J4	J5	J6	J7	J8	J9	Ref.	Scores of Panel
1	2F+2Loq	q	3.50	-0.42	-2	-3	-3	-2	-2						3.08
2	SSp2		1.60	0.16	1	2	1	1	1						1.76
3	1A		1.10	0.00	0	0	0	0	1						1.10
4	2Lz		2.10	0.00	0	-3	0	0	0						2.10
5	CCoSp2		2.50	-0.25	-1	0	-1	-1	-2						2.25
6	StSq1		1.80	0.00	-2	0	0	0	0						1.80
			12.60												12.09
Program Components				Factor											
Composition				1.07	3.50	3.50	3.25	3.25	3.75	3.75					3.42
Presentation				1.07	3.25	3.75	3.50	3.50	3.50					3.58	
Skating Skills				1.07	3.25	3.25	3.50	3.00	3.00					3.17	
Judges Total Program Component Score (factored)															10.88
Deductions:												0.00			

Rank	Name	Nation	Starting Number	Total Segment Score	Total Element Score	Total Program Component Score (factored)						Total Deductions			
17	Wakana KATAYAMA	SWI	15	22.88	10.72	12.66						-0.50			
#	Executed Elements	Info	Base Value	GOE	J1	J2	J3	J4	J5	J6	J7	J8	J9	Ref.	Scores of Panel
1	2Lz	F	2.10	-1.05	-5	-5	-5	-5	-5						1.05
2	2F+2T		3.10	0.12	1	0	1	0	1						3.22
3	LSpB		1.20	-0.36	-2	-4	-4	-2	-3						0.84
4	1A		1.10	0.15	3	0	1	1	2						1.25
5	StSq2		2.60	0.26	1	1	1	1	2						2.86
6	CCoSp2V		1.88	-0.38	-2	-3	0	-1	-3						1.50
			11.98												10.72
Program Components				Factor											
Composition				1.07	4.00	2.75	3.50	4.25	4.00					3.83	
Presentation				1.07	3.50	3.00	3.75	4.25	3.75					3.67	
Skating Skills				1.07	4.25	3.25	4.25	4.50	4.50					4.33	
Judges Total Program Component Score (factored)															12.66
Deductions: Falls												-0.50 (1)			

Rank	Name	Nation	Starting Number	Total Segment Score	Total Element Score	Total Program Component Score (factored)						Total Deductions			
18	Nina ALEXANDROV	WHI	3	22.83	11.65	11.68						-0.50			
#	Executed Elements	Info	Base Value	GOE	J1	J2	J3	J4	J5	J6	J7	J8	J9	Ref.	Scores of Panel
1	2Lz	F	2.10	-1.05	-5	-5	-5	-5	-5						1.05
2	SSp3		2.10	0.49	3	2	2	2	3						2.59
3	2F+COMBO+2T*	*	1.80	-0.90	-5	-5	-5	-5	-5						0.90
4	StSq2		2.60	0.00	-1	-1	0	1	1						2.60
5	1A		1.10	0.11	1	0	1	1	2						1.21
6	CCoSp3		3.00	0.30	0	2	1	1	1						3.30
			12.70												11.65
Program Components				Factor											
Composition				1.07	3.50	3.50	3.25	4.25	4.00					3.67	
Presentation				1.07	3.25	3.25	3.25	3.75	3.50					3.33	
Skating Skills				1.07	3.75	4.25	3.50	4.00	4.00					3.92	
Judges Total Program Component Score (factored)															11.68
Deductions: Falls												-0.50 (1)			

JUDGES DETAILS PER SKATER

ADVANCED NOVICE GIRLS SHORT PROGRAM

Rank	Name	Nation	Starting Number	Total Segment Score	Total Element Score	Total Program Component Score (factored)						Total Deductions			
19	Kira KHOMENKO	AXP	21	22.61	10.98	12.13						-0.50			
#	Executed Elements	Info	Base Value	GOE	J1	J2	J3	J4	J5	J6	J7	J8	J9	Ref.	Scores of Panel
1	2F		1.80	0.12	1	1	0	0	1						1.92
2	2A	F	3.30	-1.65	-5	-5	-5	-5	-5						1.65
3	CCoSp2		2.50	0.33	2	1	0	1	2						2.83
4	2Lz+COMBO		2.10	-1.05	-5	-5	-5	-5	-5						1.05
5	StSq1		1.80	0.24	3	1	0	1	2						2.04
6	SSp2		1.60	-0.11	-1	-1	-2	0	1						1.49
			13.10												10.98
Program Components				Factor											
Composition				1.07	4.00	3.50	2.75	3.50	4.00					3.67	
Presentation				1.07	4.25	3.75	3.00	3.75	4.00					3.83	
Skating Skills				1.07	4.50	3.50	3.25	3.50	4.50					3.83	
Judges Total Program Component Score (factored)											12.13				
Deductions:		Falls										-0.50 (1)	-0.50		

Rank	Name	Nation	Starting Number	Total Segment Score	Total Element Score	Total Program Component Score (factored)						Total Deductions			
20	Kitty KAMINSKAS	ROM	5	22.39	10.53	11.86						0.00			
#	Executed Elements	Info	Base Value	GOE	J1	J2	J3	J4	J5	J6	J7	J8	J9	Ref.	Scores of Panel
1	1A		1.10	0.22	2	1	2	2	2						1.32
2	SSp2		1.60	0.16	0	1	2	1	1						1.76
3	2Lz		2.10	-0.70	-4	-3	-3	-5	-3						1.40
4	2F+2T		3.10	0.00	-1	0	0	0	1						3.10
5	StSqB		1.50	-0.05	-1	-1	0	0	0						1.45
6	CCoSp1V		1.50	0.00	0	0	0	1	-2						1.50
			10.90												10.53
Program Components				Factor											
Composition				1.07	3.50	3.25	3.75	3.75	3.75					3.67	
Presentation				1.07	3.75	3.25	3.50	4.00	3.50					3.58	
Skating Skills				1.07	3.50	3.75	3.75	4.00	4.50					3.83	
Judges Total Program Component Score (factored)											11.86				
Deductions:															0.00

Rank	Name	Nation	Starting Number	Total Segment Score	Total Element Score	Total Program Component Score (factored)						Total Deductions			
21	Madison LYNCH	KIR	22	22.38	11.37	11.51						-0.50			
#	Executed Elements	Info	Base Value	GOE	J1	J2	J3	J4	J5	J6	J7	J8	J9	Ref.	Scores of Panel
1	2F<+COMBO	F	1.44	-0.72	-5	-5	-5	-5	-5						0.72
2	2Lz!q	!	2.10	-0.77	-5	-4	-4	-2	-3						1.33
3	SSp3		2.10	0.28	2	2	1	1	1						2.38
4	StSq2		2.60	0.00	0	0	1	0	0						2.60
5	1A		1.10	0.04	0	0	1	0	1						1.14
6	CCoSp3		3.00	0.20	0	1	1	0	1						3.20
			12.34												11.37
Program Components				Factor											
Composition				1.07	2.75	3.75	3.50	3.25	4.00					3.50	
Presentation				1.07	3.25	3.75	3.75	3.50	4.00					3.67	
Skating Skills				1.07	3.75	3.50	3.50	3.00	3.75					3.58	
Judges Total Program Component Score (factored)											11.51				
Deductions:		Falls										-0.50 (1)	-0.50		

JUDGES DETAILS PER SKATER

ADVANCED NOVICE GIRLS SHORT PROGRAM

Rank	Name	Nation	Starting Number	Total Segment Score	Total Element Score	Total Program Component Score (factored)						Total Deductions			
22	Layla REAY	WHI	13	21.69	12.11	10.08						-0.50			
#	Executed Elements	Info	Base Value	GOE	J1	J2	J3	J4	J5	J6	J7	J8	J9	Ref.	Scores of Panel
1	2F+2T		3.10	-0.18	-1	-2	-1	-1	-1						2.92
2	2A	F	3.30	-1.65	-5	-5	-5	-5	-5						1.65
3	CCoSp2		2.50	-0.67	-2	-3	-3	-2	-4						1.83
4	2Lo		1.70	-0.06	0	0	-1	-1	1						1.64
5	StSq1		1.80	-0.18	-1	-1	-1	0	-2						1.62
6	SSp3		2.10	0.35	2	1	1	2	3						2.45
			14.50												12.11
Program Components				Factor											
Composition				1.07	3.25	2.75	2.75	3.50	3.75					3.17	
Presentation				1.07	3.00	2.75	2.50	3.75	3.25					3.00	
Skating Skills				1.07	3.50	3.00	2.75	3.50	3.25					3.25	
Judges Total Program Component Score (factored)											10.08				
Deductions:		Falls	-0.50 (1)										-0.50		

Rank	Name	Nation	Starting Number	Total Segment Score	Total Element Score	Total Program Component Score (factored)						Total Deductions			
23	Ava WILSON	BAS	11	21.63	10.71	11.42						-0.50			
#	Executed Elements	Info	Base Value	GOE	J1	J2	J3	J4	J5	J6	J7	J8	J9	Ref.	Scores of Panel
1	LSp2		1.90	0.06	2	0	0	0	1						1.96
2	2F		1.80	-0.66	-4	-3	-4	-3	-4						1.14
3	2A<<	<<	1.10	-0.33	-3	-3	-5	-2	-3						0.77
4	CCoSp3		3.00	0.00	-1	0	0	0	0						3.00
5	2Lzeq+2T<<	F	2.08	-0.84	-5	-5	-5	-5	-5						1.24
6	StSq2		2.60	0.00	0	-1	0	0	0						2.60
			12.48												10.71
Program Components				Factor											
Composition				1.07	3.50	3.25	3.00	3.75	3.50					3.42	
Presentation				1.07	3.75	3.50	3.25	3.50	3.50					3.50	
Skating Skills				1.07	4.00	3.50	3.50	3.75	4.00					3.75	
Judges Total Program Component Score (factored)											11.42				
Deductions:		Falls	-0.50 (1)										-0.50		

Rank	Name	Nation	Starting Number	Total Segment Score	Total Element Score	Total Program Component Score (factored)						Total Deductions			
24	Gemma RATCLIFFE	NOT	24	20.56	11.16	9.90						-0.50			
#	Executed Elements	Info	Base Value	GOE	J1	J2	J3	J4	J5	J6	J7	J8	J9	Ref.	Scores of Panel
1	2Lz	F	2.10	-1.05	-5	-5	-5	-5	-5						1.05
2	2F!+2Loq	!	3.50	-0.84	-5	-5	-5	-3	-4						2.66
3	SSp3		2.10	0.00	0	-1	0	0	1						2.10
4	StSqB		1.50	-0.15	-1	-3	-1	-1	0						1.35
5	1A		1.10	0.00	0	0	0	0	0						1.10
6	CCoSp3		3.00	-0.10	-1	0	-1	0	1						2.90
			13.30												11.16
Program Components				Factor											
Composition				1.07	2.75	2.50	3.00	3.00	3.25					2.92	
Presentation				1.07	3.00	2.50	3.50	3.00	3.25					3.08	
Skating Skills				1.07	3.25	2.75	3.25	3.25	3.50					3.25	
Judges Total Program Component Score (factored)											9.90				
Deductions:		Falls	-0.50 (1)										-0.50		

Legend:		GOE	Grade of Execution	Jx	Judges (x=1-9)	Ref.	Referee
#	Sequence number	e	Wrong edge	<	Under-rotated jump	<<	Downgraded jump
*	Invalid element	F	Fall	q	Jump landed on the quarter	b	Bonus Point for jump added to the element score
!	Not clear edge						

RESULTS

ADVANCED NOVICE GIRLS FREE SKATING

Pl.	Name Club	Nation	Total Segment Score
1	Daria DALGICH Romford	ROM	64.12
2	Lilian MUSGRAVE Amodio Figure Skating Academy	A.A	55.55
3	Tarren MAYER Milton Keynes	MKN	51.11
4	Kendal McKENZIE Nottingham	NOT	48.71
5	Adrienne CASTON Cambridge/National Ice Centre	CAM	47.70
6	Wakana KATAYAMA Swindon	SWI	46.97
7	Zarah WOOD Swindon	SWI	46.34
8	Isla SHENTON Ice Sheffield	SHE	46.00
9	Zinia WOOD Swindon	SWI	45.50
10	Gailie TSANG Peterborough	PET	45.37
11	Alisa BISEROVA Romford	ROM	44.92
12	Ava WILSON Basingstoke	BAS	44.76
13	Kira KHOMENKO Alexandra Palace	AXP	44.56
14	Kitty KAMINSKAS Romford	ROM	44.50
15	Jessica WORTH Ice Sheffield	SHE	43.77
16	Mia CRAIG Dundee	DDE	43.03
17	Lucia KUBICOVA Ice Sheffield	SHE	41.72
18	Madison LYNCH Kirkcaldy	KIR	39.42
19	Polly MORRIS Dundee	DDE	38.84
20	Layla REAY Whitley Bay	WHI	38.48
21	Gemma RATCLIFFE National Ice Centre	NOT	38.38
22	Maisie BARNETT Milton Keynes	MKN	37.63
23	Nina ALEXANDROV Whitley Bay/Billingham	WHI	33.85
24	Paige ROBINSON Milton Keynes	MKN	32.26



British Figure Skating Championships 2022

RESULTS

ADVANCED NOVICE GIRLS FREE SKATING

Maggie Worsfold

Ms. Maggie WORSFOLD, M.W

Referee

a. Findlay

Ms. Ann FINDLAY, A.F

Technical Controller

JUDGES DETAILS PER SKATER

ADVANCED NOVICE GIRLS FREE SKATING

Rank	Name	Nation	Starting Number	Total Segment Score	Total Element Score	Total Program Component Score (factored)							Total Deductions					
1	Daria DALGICH	ROM	24	64.12	30.00	34.62							-0.50					
#	Executed Elements	Info	Base Value	GOE	J1	J2	J3	J4	J5	J6	J7	J8	J9	Bonus	Ref.	Scores of Panel		
1	2Ab+1A+2Lo+SEQ	b	6.10	0.66	2	1	2	2	2					1.00		7.76		
2	3S<	<	3.44	-0.69	-1	-2	-2	-2	-2							2.75		
3	2A		3.30	0.33	2	0	0	2	1							3.63		
4	CCoSp3V		2.25	0.45	2	1	2	2	2							2.70		
5	2Lzq	F	2.10	-1.05	-5	-5	-5	-5	-5							1.05		
6	StSq3		3.30	0.88	2	3	2	3	3							4.18		
7	2F+2Lo		3.50	0.06	1	0	0	1	0							3.56		
8	FSSp3		2.60	0.43	2	1	1	2	2							3.03		
9	2Lz<	<	1.68	-0.34	-2	-2	-2	-2	-2							1.34		
			28.27													30.00		
Program Components				Factor														
Composition				2.13	5.25	5.75	5.50	5.00	5.75								5.50	
Presentation				2.13	5.50	6.00	5.25	5.50	5.50								5.50	
Skating Skills				2.13	5.00	5.75	0.25	5.25	5.50								5.25	
Judges Total Program Component Score (factored)																		34.62
Deductions:		Falls	-0.50 (1)											-0.50				

Rank	Name	Nation	Starting Number	Total Segment Score	Total Element Score	Total Program Component Score (factored)							Total Deductions					
2	Lilian MUSGRAVE	A.A	22	55.55	28.88	27.17							-0.50					
#	Executed Elements	Info	Base Value	GOE	J1	J2	J3	J4	J5	J6	J7	J8	J9	Bonus	Ref.	Scores of Panel		
1	2Ab	b	3.30	0.22	1	0	0	1	1					1.00		4.52		
2	3Sb+2T	b	5.60	-0.29	0	-1	0	-1	-1					1.00		6.31		
3	2S		1.30	-0.22	-2	-2	-1	-1	-2							1.08		
4	2A		3.30	0.00	0	0	0	0	1							3.30		
5	CCoSp2		2.50	0.33	1	1	2	2	1							2.83		
6	StSq2		2.60	0.09	0	1	1	-1	0							2.69		
7	2F+2T+1Lo		3.60	-0.12	-1	-1	0	0	-1							3.48		
8	2F		1.80	0.18	1	0	1	1	2							1.98		
9	FCSSp3	F	2.60	0.09	0	-5	1	1	0							2.69		
			26.60													28.88		
Program Components				Factor														
Composition				2.13	4.00	4.25	5.00	4.00	4.25								4.17	
Presentation				2.13	3.75	4.75	5.00	3.75	4.00								4.17	
Skating Skills				2.13	4.50	4.75	4.75	3.50	4.00								4.42	
Judges Total Program Component Score (factored)																		27.17
Deductions:		Falls	-0.50 (1)											-0.50				

JUDGES DETAILS PER SKATER

ADVANCED NOVICE GIRLS FREE SKATING

Rank	Name	Nation	Starting Number	Total Segment Score	Total Element Score	Total Program Component Score (factored)							Total Deductions			
3	Tarren MAYER	MKN	21	51.11	23.95	27.16							0.00			
#	Executed Elements	Info	Base Value	GOE	J1	J2	J3	J4	J5	J6	J7	J8	J9	Ref.	Scores of Panel	
1	2Lz+2T		3.40	0.14	2	0	0	1	1						3.54	
2	1A		1.10	0.18	2	1	1	2	2						1.28	
3	CCoSp3		3.00	0.30	1	1	0	1	2						3.30	
4	2S+2T+1Lo		3.10	-0.04	0	-1	-1	0	0						3.06	
5	2F		1.80	0.12	1	0	0	1	1						1.92	
6	2F		1.80	0.18	3	1	1	1	1						1.98	
7	StSq3		3.30	0.33	2	0	1	0	2						3.63	
8	2Lz		2.10	0.28	3	0	1	2	1						2.38	
9	FCSSp3		2.60	0.26	1	1	1	2	1						2.86	
			22.20												23.95	
Program Components				Factor												
Composition				2.13	4.25	3.75	3.75	4.00	5.50					4.00		
Presentation				2.13	4.50	4.25	3.75	4.00	4.75					4.25		
Skating Skills				2.13	4.75	4.50	4.00	4.25	4.75					4.50		
Judges Total Program Component Score (factored)											27.16					
Deductions:													0.00			
Rank	Name	Nation	Starting Number	Total Segment Score	Total Element Score	Total Program Component Score (factored)							Total Deductions			
4	Kendal McKENZIE	NOT	23	48.71	19.91	29.30							-0.50			
#	Executed Elements	Info	Base Value	GOE	J1	J2	J3	J4	J5	J6	J7	J8	J9	Bonus	Ref.	Scores of Panel
1	2Lz!	!	2.10	-0.07	0	-1	-2	1	0							2.03
2	2A	F	3.30	-1.65	-5	-5	-5	-5	-5							1.65
3	2Aqb	b	3.30	-0.66	-2	-2	-2	-2	-2					1.00		3.64
4	1F+2T		1.80	0.00	0	0	0	0	0							1.80
5	FCSSp2		2.30	0.00	0	1	0	0	0							2.30
6	2Lz		2.10	0.21	1	1	1	2	1							2.31
7	CCoSp2V		1.88	0.06	1	0	0	1	0							1.94
8	2F+2T		3.10	-0.84	-5	-4	-5	-3	-5							2.26
9	StSq1		1.80	0.18	-1	1	1	1	1							1.98
			21.68													19.91
Program Components				Factor												
Composition				2.13	4.25	5.00	4.50	4.25	4.50					4.42		
Presentation				2.13	4.00	5.00	4.75	4.50	4.00					4.42		
Skating Skills				2.13	4.25	5.25	4.75	5.00	5.00					4.92		
Judges Total Program Component Score (factored)											29.30					
Deductions:													-0.50			
Falls													(1)			

JUDGES DETAILS PER SKATER

ADVANCED NOVICE GIRLS FREE SKATING

Rank	Name	Nation	Starting Number	Total Segment Score	Total Element Score	Total Program Component Score (factored)						Total Deductions				
5	Adrienne CASTON	CAM	20	47.70	20.74	26.96						0.00				
#	Executed Elements	Info	Base Value	GOE	J1	J2	J3	J4	J5	J6	J7	J8	J9	Ref.	Scores of Panel	
1	2Lz+1A+1A+SEQ		4.30	-0.07	0	-1	-1	0	0						4.23	
2	2Lz		2.10	-0.63	-3	-3	-3	-3	-3						1.47	
3	3Lo<<	<<	1.70	-0.85	-5	-5	-5	-5	-5						0.85	
4	FCSSp3		2.60	-0.26	-1	-2	-1	0	-1						2.34	
5	StSq2		2.60	0.09	1	0	0	0	1						2.69	
6	2F+1Lo		2.30	0.00	0	0	0	0	1						2.30	
7	2F		1.80	-0.24	-1	-2	-2	-1	-1						1.56	
8	2Lo		1.70	0.00	0	0	0	0	0						1.70	
9	CCoSp3		3.00	0.60	2	2	1	2	2						3.60	
			22.10												20.74	
Program Components				Factor												
Composition				2.13	4.00	4.25	3.25	4.50	4.50							4.25
Presentation				2.13	3.75	4.50	3.50	4.25	4.25							4.08
Skating Skills				2.13	4.25	4.50	3.50	4.50	4.25							4.33
Judges Total Program Component Score (factored)															26.96	
Deductions:															0.00	
Rank	Name	Nation	Starting Number	Total Segment Score	Total Element Score	Total Program Component Score (factored)						Total Deductions				
6	Wakana KATAYAMA	SWI	8	46.97	21.74	25.73						-0.50				
#	Executed Elements	Info	Base Value	GOE	J1	J2	J3	J4	J5	J6	J7	J8	J9	Ref.	Scores of Panel	
1	2Lz+2T+2T		4.70	0.21	2	0	1	1	1						4.91	
2	2F		1.80	0.36	2	1	2	2	2						2.16	
3	FSSp2		2.30	0.08	-1	1	0	1	0						2.38	
4	2Lo+2Loq	F	3.40	-0.85	-5	-5	-5	-5	-5						2.55	
5	2F		1.80	0.18	1	1	2	1	1						1.98	
6	2Lz		2.10	0.21	2	0	1	1	1						2.31	
7	1A		1.10	0.11	1	1	1	2	1						1.21	
8	StSq2		2.60	0.17	-1	1	1	0	1						2.77	
9	CCoSp1		2.00	-0.53	-2	-3	-2	-3	-3						1.47	
			21.80												21.74	
Program Components				Factor												
Composition				2.13	3.25	3.75	4.75	3.75	4.50							4.00
Presentation				2.13	3.25	3.50	5.00	3.50	4.25							3.75
Skating Skills				2.13	4.00	4.25	5.00	4.00	4.75							4.33
Judges Total Program Component Score (factored)															25.73	
Deductions: Falls -0.50 (1)															-0.50	

JUDGES DETAILS PER SKATER

ADVANCED NOVICE GIRLS FREE SKATING

Rank	Name	Nation	Starting Number	Total Segment Score	Total Element Score	Total Program Component Score (factored)	Total Deductions									
7	Zarah WOOD	SWI	19	46.34	20.53	26.81	-1.00									
#	Executed Elements	Info	Base Value	GOE	J1	J2	J3	J4	J5	J6	J7	J8	J9	Ref.	Scores of Panel	
1	3Sq	F	4.30	-2.15	-5	-5	-5	-5	-5						2.15	
2	2F+2Lo		3.50	0.06	0	0	0	1	1						3.56	
3	2Lz	F	2.10	-1.05	-5	-5	-5	-5	-5						1.05	
4	CCoSp2		2.50	0.25	1	1	0	2	1						2.75	
5	StSq1		1.80	0.18	1	1	1	1	1						1.98	
6	2S		1.30	0.17	3	1	1	1	2						1.47	
7	2F+1A+2Lo+SEQ		4.60	-0.36	-2	-2	-2	-1	-2						4.24	
8	2S		1.30	0.04	0	0	0	1	1						1.34	
9	FCSSp2		2.30	-0.31	-1	-1	-1	-2	-2						1.99	
			23.70												20.53	
Program Components				Factor												
Composition				2.13	4.00	4.00	3.75	4.25	4.00							4.00
Presentation				2.13	4.00	4.25	4.25	4.00	4.25							4.17
Skating Skills				2.13	4.50	4.50	4.25	4.00	4.50							4.42
Judges Total Program Component Score (factored)															26.81	
Deductions:		Falls			-1.00	(2)									-1.00	

Rank	Name	Nation	Starting Number	Total Segment Score	Total Element Score	Total Program Component Score (factored)	Total Deductions									
8	Isla SHENTON	SHE	18	46.00	20.44	25.56	0.00									
#	Executed Elements	Info	Base Value	GOE	J1	J2	J3	J4	J5	J6	J7	J8	J9	Ref.	Scores of Panel	
1	1A+2T+1Lo		2.90	0.09	2	0	1	1	0						2.99	
2	2F		1.80	0.00	0	0	0	0	0						1.80	
3	FCSSp2		2.30	0.23	1	1	1	1	0						2.53	
4	2Lo		1.70	0.00	0	0	0	0	0						1.70	
5	2T		1.30	0.04	1	0	0	0	1						1.34	
6	2Lo		1.70	0.00	0	0	0	0	0						1.70	
7	2F+1A+SEQ		2.90	0.12	1	0	1	0	1						3.02	
8	CCoSp3		3.00	0.50	2	1	2	2	0						3.50	
9	StSq1		1.80	0.06	1	0	1	0	-1						1.86	
			19.40												20.44	
Program Components				Factor												
Composition				2.13	4.00	3.50	3.75	4.00	3.50							3.75
Presentation				2.13	4.50	4.50	4.00	4.25	4.00							4.25
Skating Skills				2.13	4.25	4.25	4.00	3.50	3.75							4.00
Judges Total Program Component Score (factored)															25.56	
Deductions:															0.00	

JUDGES DETAILS PER SKATER

ADVANCED NOVICE GIRLS FREE SKATING

Rank	Name	Nation	Starting Number	Total Segment Score	Total Element Score	Total Program Component Score (factored)						Total Deductions				
9	Zinia WOOD	SWI	17	45.50	20.08	25.92						-0.50				
#	Executed Elements	Info	Base Value	GOE	J1	J2	J3	J4	J5	J6	J7	J8	J9	Ref.	Scores of Panel	
1	2F		1.80	0.00	0	0	0	0	0						1.80	
2	2S+2T+2T		3.90	0.00	0	0	-1	0	0						3.90	
3	2Lo+2Lo		3.40	0.17	1	0	1	1	1						3.57	
4	CCoSp3		3.00	0.00	0	-1	0	0	1						3.00	
5	2F<<	<<	0.50	-0.25	-5	-5	-5	-5	-5						0.25	
6	StSq1		1.80	0.12	1	1	0	1	0						1.92	
7	2Lz		2.10	0.00	0	0	0	0	0						2.10	
8	2A<	F	2.64	-1.32	-5	-5	-5	-5	-5						1.32	
9	FCSp2		2.30	-0.08	0	0	-1	0	-1						2.22	
			21.44												20.08	
Program Components				Factor												
Composition				2.13	4.00	4.50	3.75	4.50	4.00							4.17
Presentation				2.13	4.00	4.50	3.25	4.00	4.00							4.00
Skating Skills				2.13	4.00	4.75	3.50	4.00	4.00							4.00
Judges Total Program Component Score (factored)															25.92	
Deductions:				Falls	-0.50 (1)						-0.50					

Rank	Name	Nation	Starting Number	Total Segment Score	Total Element Score	Total Program Component Score (factored)						Total Deductions				
10	Gailie TSANG	PET	16	45.37	20.84	25.03						-0.50				
#	Executed Elements	Info	Base Value	GOE	J1	J2	J3	J4	J5	J6	J7	J8	J9	Ref.	Scores of Panel	
1	2A	F	3.30	-1.65	-5	-5	-5	-5	-5						1.65	
2	2Lz+2T+1A+SEQ		4.50	0.00	0	0	0	1	0						4.50	
3	2F		1.80	0.12	1	0	0	1	1						1.92	
4	2Lz+2T		3.40	-0.21	-1	0	-1	-1	-1						3.19	
5	StSq3		3.30	0.33	2	1	1	0	1						3.63	
6	FSSp3		2.60	0.43	2	1	1	3	2						3.03	
7	2S<	<	1.04	-0.52	-5	-5	-5	-5	-5						0.52	
8	2F		1.80	-0.90	-5	-5	-5	-5	-5						0.90	
9	CCoSp3V		2.25	-0.75	-4	-1	-4	-3	-3						1.50	
			23.99												20.84	
Program Components				Factor												
Composition				2.13	3.75	3.75	3.50	3.50	4.25							3.67
Presentation				2.13	4.00	3.50	3.75	3.75	4.25							3.83
Skating Skills				2.13	4.25	4.25	4.00	4.25	4.75							4.25
Judges Total Program Component Score (factored)															25.03	
Deductions:				Falls	-0.50 (1)						-0.50					

JUDGES DETAILS PER SKATER

ADVANCED NOVICE GIRLS FREE SKATING

Rank	Name	Nation	Starting Number	Total Segment Score	Total Element Score	Total Program Component Score (factored)						Total Deductions			
11	Alisa BISEROVA	ROM	14	44.92	21.09	24.33						-0.50			
#	Executed Elements	Info	Base Value	GOE	J1	J2	J3	J4	J5	J6	J7	J8	J9	Ref.	Scores of Panel
1	2Lo+2Lo		3.40	0.00	0	0	0	0	0						3.40
2	2Lz		2.10	0.00	0	0	0	0	-1						2.10
3	CCoSp3		3.00	0.20	0	0	1	1	2						3.20
4	2F	F	1.80	-0.90	-5	-5	-5	-5	-5						0.90
5	2Lz+1A+1A+SEQ		4.30	0.00	1	-1	0	0	0						4.30
6	2S		1.30	0.00	0	0	0	0	0						1.30
7	StSq3		3.30	-0.55	-2	-3	-1	-2	-1						2.75
8	2F		1.80	-0.18	-1	-1	0	-1	-1						1.62
9	FCSp1		1.90	-0.38	-2	-2	-1	-3	-2						1.52
			22.90												21.09
Program Components				Factor											
Composition				2.13	3.25	3.75	3.50	3.75	4.25					3.67	
Presentation				2.13	4.00	4.25	3.75	3.50	3.75					3.83	
Skating Skills				2.13	3.75	4.00	3.75	4.00	4.00					3.92	
Judges Total Program Component Score (factored)											24.33				
Deductions:		Falls	-0.50 (1)										-0.50		

Rank	Name	Nation	Starting Number	Total Segment Score	Total Element Score	Total Program Component Score (factored)						Total Deductions			
12	Ava WILSON	BAS	2	44.76	18.64	26.62						-0.50			
#	Executed Elements	Info	Base Value	GOE	J1	J2	J3	J4	J5	J6	J7	J8	J9	Ref.	Scores of Panel
1	2S+2T+2Lo		4.30	0.11	1	0	1	0	1						4.41
2	FSSp2		2.30	0.08	-1	1	0	0	1						2.38
3	2A<<	<<	1.10	-0.33	-3	-3	-4	-3	-3						0.77
4	2Lze	e	1.68	-0.39	-2	-3	-2	-3	-2						1.29
5	2A<<	<<	1.10	-0.33	-3	-3	-4	-3	-3						0.77
6	CCoSp3		3.00	0.30	0	2	1	0	2						3.30
7	2Fq	F	1.80	-0.90	-5	-5	-5	-5	-5						0.90
8	2F<+2Lo<	<	2.80	-0.58	-4	-4	-5	-4	-4						2.22
9	StSq2		2.60	0.00	0	1	-1	0	0						2.60
			20.68												18.64
Program Components				Factor											
Composition				2.13	3.75	4.75	3.50	4.25	4.50					4.17	
Presentation				2.13	4.00	4.75	3.25	4.00	4.75					4.25	
Skating Skills				2.13	4.00	4.50	3.25	3.75	4.50					4.08	
Judges Total Program Component Score (factored)											26.62				
Deductions:		Falls	-0.50 (1)										-0.50		

JUDGES DETAILS PER SKATER

ADVANCED NOVICE GIRLS FREE SKATING

Rank	Name	Nation	Starting Number	Total Segment Score	Total Element Score	Total Program Component Score (factored)						Total Deductions			
13	Kira KHOMENKO	AXP	6	44.56	20.92	24.14						-0.50			
#	Executed Elements	Info	Base Value	GOE	J1	J2	J3	J4	J5	J6	J7	J8	J9	Ref.	Scores of Panel
1	2A	F	3.30	-1.65	-5	-5	-5	-5	-5						1.65
2	2Lz+2Lo+2Lo		5.50	-0.42	-2	0	-2	-2	-2						5.08
3	FCSSp2		2.30	-0.08	0	0	-1	-1	1						2.22
4	2S		1.30	0.00	0	0	0	0	1						1.30
5	2F+2T		3.10	0.00	0	0	0	0	0						3.10
6	2F<	<	1.44	-0.72	-5	-5	-5	-5	-5						0.72
7	2Lz		2.10	0.00	0	0	0	0	0						2.10
8	StSqB		1.50	0.15	2	2	1	0	0						1.65
9	CCoSp3		3.00	0.10	1	0	-1	0	1						3.10
			23.54												20.92
Program Components				Factor											
Composition				2.13	3.50	4.25	3.25	3.50	4.00					3.67	
Presentation				2.13	3.75	4.75	3.50	3.25	4.25					3.83	
Skating Skills				2.13	4.00	4.50	3.00	3.50	4.00					3.83	
Judges Total Program Component Score (factored)											24.14				
Deductions:		Falls	-0.50 (1)											-0.50	

Rank	Name	Nation	Starting Number	Total Segment Score	Total Element Score	Total Program Component Score (factored)						Total Deductions			
14	Kitty KAMINSKAS	ROM	5	44.50	19.97	25.03						-0.50			
#	Executed Elements	Info	Base Value	GOE	J1	J2	J3	J4	J5	J6	J7	J8	J9	Ref.	Scores of Panel
1	2S		1.30	0.17	1	1	2	1	2						1.47
2	2Lz		2.10	0.28	1	0	1	2	2						2.38
3	2A<<	F	1.10	-0.55	-5	-5	-5	-5	-5						0.55
4	FSSp2		2.30	-0.31	-1	-2	0	-1	-2						1.99
5	2F+2T+1A+SEQ		4.20	0.00	0	0	0	1	0						4.20
6	2F!	!	1.80	-0.24	-1	-2	-2	-1	-1						1.56
7	2Lz+2T		3.40	0.00	0	0	0	0	0						3.40
8	CCoSp3		3.00	0.10	0	0	1	1	0						3.10
9	StSq1		1.80	-0.48	-4	-3	-3	-2	-2						1.32
			21.00												19.97
Program Components				Factor											
Composition				2.13	3.50	3.75	4.00	4.25	4.00					3.92	
Presentation				2.13	3.50	3.00	4.25	4.25	3.75					3.83	
Skating Skills				2.13	3.00	3.50	4.00	4.50	4.50					4.00	
Judges Total Program Component Score (factored)											25.03				
Deductions:		Falls	-0.50 (1)											-0.50	

JUDGES DETAILS PER SKATER

ADVANCED NOVICE GIRLS FREE SKATING

Rank	Name	Nation	Starting Number	Total Segment Score	Total Element Score	Total Program Component Score (factored)						Total Deductions			
15	Jessica WORTH	SHE	13	43.77	18.17	26.60						-1.00			
#	Executed Elements	Info	Base Value	GOE	J1	J2	J3	J4	J5	J6	J7	J8	J9	Ref.	Scores of Panel
1	2Lo		1.70	0.23	1	2	0	1	2						1.93
2	2Lz!+2T	!	3.40	-0.28	-1	-1	-3	-1	-2						3.12
3	2F		1.80	0.06	1	1	0	-1	0						1.86
4	FCSSp3		2.60	0.17	1	1	0	0	1						2.77
5	2S		1.30	0.13	1	2	0	1	1						1.43
6	2F	F	1.80	-0.90	-5	-5	-5	-5	-5						0.90
7	2Lz!<	F	1.68	-0.84	-5	-5	-5	-5	-5						0.84
8	StSq1		1.80	0.12	1	1	1	0	0						1.92
9	CCoSp3		3.00	0.40	1	2	1	1	2						3.40
			19.08												18.17
Program Components				Factor											
Composition				2.13	4.00	4.25	4.00	3.75	4.25					4.08	
Presentation				2.13	4.25	4.75	4.25	4.00	4.50					4.33	
Skating Skills				2.13	4.00	4.50	4.00	3.50	4.25					4.08	
Judges Total Program Component Score (factored)											26.60				
Deductions:		Falls	-1.00 (2)										-1.00		

Rank	Name	Nation	Starting Number	Total Segment Score	Total Element Score	Total Program Component Score (factored)						Total Deductions			
16	Mia CRAIG	DDE	12	43.03	17.99	25.54						-0.50			
#	Executed Elements	Info	Base Value	GOE	J1	J2	J3	J4	J5	J6	J7	J8	J9	Ref.	Scores of Panel
1	2Lo		1.70	0.00	0	0	0	0	0						1.70
2	2F+2T+1A+SEQ		4.20	0.00	0	0	-1	0	0						4.20
3	FSSp2		2.30	-0.15	-1	0	0	-2	-1						2.15
4	3S<<	F	1.30	-0.65	-5	-5	-5	-5	-5						0.65
5	StSq1		1.80	0.06	0	1	1	0	0						1.86
6	2A<<	<<	1.10	-0.44	-4	-4	-5	-3	-4						0.66
7	2Lo		1.70	0.11	0	0	1	1	1						1.81
8	2F+2T<<	<<	2.20	-0.54	-3	-3	-4	0	-3						1.66
9	CCoSp3		3.00	0.30	1	1	1	1	0						3.30
			19.30												17.99
Program Components				Factor											
Composition				2.13	3.50	4.00	3.75	3.75	4.50					3.83	
Presentation				2.13	3.75	4.50	4.00	4.00	4.25					4.08	
Skating Skills				2.13	3.75	4.25	4.00	4.00	4.25					4.08	
Judges Total Program Component Score (factored)											25.54				
Deductions:		Falls	-0.50 (1)										-0.50		

JUDGES DETAILS PER SKATER

ADVANCED NOVICE GIRLS FREE SKATING

Rank	Name	Nation	Starting Number	Total Segment Score	Total Element Score	Total Program Component Score (factored)						Total Deductions			
17	Lucia KUBICOVA	SHE	15	41.72	19.15	23.07						-0.50			
#	Executed Elements	Info	Base Value	GOE	J1	J2	J3	J4	J5	J6	J7	J8	J9	Ref.	Scores of Panel
1	2A<	F	2.64	-1.32	-5	-5	-5	-5	-5						1.32
2	2F!+2Lo	!	3.50	-0.18	-1	-1	-2	0	-1						3.32
3	2Lz		2.10	-0.42	-2	-2	-2	-2	-2						1.68
4	2A<<	<<	1.10	-0.55	-5	-5	-5	-5	-5						0.55
5	CCoSp3		3.00	-0.20	0	-2	-1	-1	0						2.80
6	2Lo+1Eu+2Sq	q	3.50	-0.45	-2	-2	-3	-3	-3						3.05
7	2Lz		2.10	0.00	0	0	0	0	-1						2.10
8	FCSp1		1.90	0.00	0	0	-1	1	0						1.90
9	StSq2		2.60	-0.17	-1	0	1	-1	-1						2.43
			22.44												19.15
Program Components				Factor											
Composition				2.13	3.25	4.25	3.50	3.75	3.50					3.58	
Presentation				2.13	3.00	4.50	3.25	3.50	3.50					3.42	
Skating Skills				2.13	3.75	4.25	3.75	3.75	4.00					3.83	
Judges Total Program Component Score (factored)											23.07				
Deductions:		Falls			-0.50 (1)						-0.50				

Rank	Name	Nation	Starting Number	Total Segment Score	Total Element Score	Total Program Component Score (factored)						Total Deductions			
18	Madison LYNCH	KIR	4	39.42	17.01	22.91						-0.50			
#	Executed Elements	Info	Base Value	GOE	J1	J2	J3	J4	J5	J6	J7	J8	J9	Ref.	Scores of Panel
1	2T		1.30	-0.04	0	0	0	-1	-1						1.26
2	2Lzeq	e	1.68	-0.78	-4	-5	-5	-5	-4						0.90
3	2Fq	F	1.80	-0.90	-5	-5	-5	-5	-5						0.90
4	FSSp2		2.30	-0.08	-1	0	1	-1	0						2.22
5	StSq1		1.80	-0.18	-1	-1	1	-1	-2						1.62
6	2S+2Lo		3.00	0.00	0	0	0	0	0						3.00
7	1A		1.10	0.11	1	1	1	1	0						1.21
8	2S+1A+SEQ		2.40	0.00	0	0	0	0	0						2.40
9	CCoSp3		3.00	0.50	1	2	2	1	2						3.50
			18.38												17.01
Program Components				Factor											
Composition				2.13	3.25	3.25	4.00	3.75	3.50					3.50	
Presentation				2.13	3.50	3.75	4.25	3.50	3.75					3.67	
Skating Skills				2.13	3.75	3.50	4.50	3.50	3.00					3.58	
Judges Total Program Component Score (factored)											22.91				
Deductions:		Falls			-0.50 (1)						-0.50				

JUDGES DETAILS PER SKATER

ADVANCED NOVICE GIRLS FREE SKATING

Rank	Name	Nation	Starting Number	Total Segment Score	Total Element Score	Total Program Component Score (factored)						Total Deductions			
19	Polly MORRIS	DDE	10	38.84	16.43	22.91						-0.50			
#	Executed Elements	Info	Base Value	GOE	J1	J2	J3	J4	J5	J6	J7	J8	J9	Ref.	Scores of Panel
1	2A<<	F	1.10	-0.55	-5	-5	-5	-5	-5						0.55
2	2Lz!+1A+2Lo<<+SEQ	<<	3.70	-0.98	-4	-5	-5	-5	-4						2.72
3	2Lo		1.70	0.00	0	0	-1	0	0						1.70
4	StSqB		1.50	-0.05	-2	-1	0	0	0						1.45
5	2F+2T<	<	2.84	-0.36	-2	-2	-2	-2	-3						2.48
6	FSSp1		2.00	-0.20	-3	0	0	-2	-1						1.80
7	2Lze	e	1.68	-0.45	-2	-3	-3	-3	-2						1.23
8	2F		1.80	0.00	0	0	0	0	0						1.80
9	CCoSp3		3.00	-0.30	-1	0	-1	-1	-1						2.70
			19.32												16.43
Program Components				Factor											
Composition				2.13	3.25	3.50	3.50	4.00	3.75					3.58	
Presentation				2.13	3.50	3.75	3.25	3.75	3.75					3.67	
Skating Skills				2.13	3.50	3.50	3.25	3.75	3.50					3.50	
Judges Total Program Component Score (factored)											22.91				
Deductions:		Falls			-0.50 (1)						-0.50				

Rank	Name	Nation	Starting Number	Total Segment Score	Total Element Score	Total Program Component Score (factored)						Total Deductions			
20	Layla REAY	WHI	3	38.48	19.81	19.17						-0.50			
#	Executed Elements	Info	Base Value	GOE	J1	J2	J3	J4	J5	J6	J7	J8	J9	Ref.	Scores of Panel
1	2F+2T+1A+SEQ		4.20	-0.42	-2	-3	-2	-2	-3						3.78
2	2Lz		2.10	-0.21	-1	-3	-1	-1	-1						1.89
3	2Lo		1.70	0.00	0	0	0	0	0						1.70
4	CCoSp3		3.00	0.10	-1	0	0	1	1						3.10
5	StSqB		1.50	-0.05	-1	0	0	0	-1						1.45
6	2A	F	3.30	-1.65	-5	-5	-5	-5	-5						1.65
7	2F+2T		3.10	-0.60	-4	-3	-3	-3	-4						2.50
8	2Lo		1.70	-0.34	-1	-3	-2	-2	-2						1.36
9	FSSp2		2.30	0.08	-2	0	0	2	1						2.38
			22.90												19.81
Program Components				Factor											
Composition				2.13	3.25	2.75	3.00	3.50	3.00					3.08	
Presentation				2.13	3.00	3.25	3.00	3.00	2.75					3.00	
Skating Skills				2.13	2.75	2.75	2.75	3.25	3.50					2.92	
Judges Total Program Component Score (factored)											19.17				
Deductions:		Falls			-0.50 (1)						-0.50				

JUDGES DETAILS PER SKATER

ADVANCED NOVICE GIRLS FREE SKATING

Rank	Name	Nation	Starting Number	Total Segment Score	Total Element Score	Total Program Component Score (factored)						Total Deductions			
21	Gemma RATCLIFFE	NOT	1	38.38	19.74	18.64						0.00			
#	Executed Elements	Info	Base Value	GOE	J1	J2	J3	J4	J5	J6	J7	J8	J9	Ref.	Scores of Panel
1	FCSp1		1.90	-0.32	-2	0	-1	-3	-2						1.58
2	2Lzq	q	2.10	-0.42	-2	-2	-3	-2	-2						1.68
3	2F+2Lo+1A+SEQ		4.60	-0.06	0	0	0	-1	-1						4.54
4	2F+2Lo		3.50	-0.18	-1	-2	0	-1	-1						3.32
5	2Lz		2.10	0.00	1	0	0	0	0						2.10
6	StSqB		1.50	-0.25	-1	-2	-1	-2	-2						1.25
7	2S		1.30	0.00	0	0	0	0	0						1.30
8	2S		1.30	0.00	0	0	0	0	0						1.30
9	CCoSp2		2.50	0.17	1	1	0	0	1						2.67
			20.80												19.74
Program Components				Factor											
Composition				2.13	3.00	2.75	2.75	2.00	2.25					2.58	
Presentation				2.13	2.75	3.00	3.25	2.50	3.00					2.92	
Skating Skills				2.13	3.25	3.25	3.25	2.75	3.25					3.25	
Judges Total Program Component Score (factored)											18.64				
Deductions:													0.00		

Rank	Name	Nation	Starting Number	Total Segment Score	Total Element Score	Total Program Component Score (factored)						Total Deductions			
22	Maisie BARNETT	MKN	9	37.63	16.36	21.27						0.00			
#	Executed Elements	Info	Base Value	GOE	J1	J2	J3	J4	J5	J6	J7	J8	J9	Ref.	Scores of Panel
1	2Lz+1A+SEQ		3.20	0.00	0	0	0	0	0						3.20
2	1F+1A*+SEQ+REP	*	0.35	-0.08	-2	-2	-3	-1	0						0.27
3	2Lz		2.10	0.00	0	0	0	0	0						2.10
4	2Lo		1.70	-0.06	-1	0	0	-1	0						1.64
5	FCSSp2		2.30	-0.31	-2	-2	-1	-1	-1						1.99
6	StSq1		1.80	-0.24	-3	-2	0	-1	-1						1.56
7	1F		0.50	0.00	-1	0	0	0	0						0.50
8	2F		1.80	0.00	0	0	0	-2	0						1.80
9	CCoSp3		3.00	0.30	1	1	1	1	1						3.30
			16.75												16.36
Program Components				Factor											
Composition				2.13	3.25	2.50	3.50	3.25	3.75					3.33	
Presentation				2.13	3.25	3.50	3.25	3.50	3.25					3.33	
Skating Skills				2.13	3.75	3.00	3.50	3.25	3.25					3.33	
Judges Total Program Component Score (factored)											21.27				
Deductions:													0.00		

JUDGES DETAILS PER SKATER

ADVANCED NOVICE GIRLS FREE SKATING

Rank	Name	Nation	Starting Number	Total Segment Score	Total Element Score	Total Program Component Score (factored)						Total Deductions				
23	Nina ALEXANDROV	WHI	7	33.85	16.18	19.17						-1.50				
#	Executed Elements	Info	Base Value	GOE	J1	J2	J3	J4	J5	J6	J7	J8	J9	Ref.	Scores of Panel	
1	2A<<	F	1.10	-0.55	-5	-5	-5	-5	-5						0.55	
2	2Lz!	F	2.10	-1.05	-5	-5	-5	-5	-5						1.05	
3	2F		1.80	-0.72	-5	-5	-4	-3	-3						1.08	
4	FSSp2		2.30	0.00	-1	0	0	0	1						2.30	
5	StSq2		2.60	0.00	-1	-1	1	0	1						2.60	
6	2Lo+2T		3.00	0.00	0	-3	0	0	0						3.00	
7	2Lz!+2T<<+1A+SEQ	<<	3.60	-1.05	-4	-5	-5	-5	-5						2.55	
8	2F<	F	1.44	-0.72	-5	-5	-5	-5	-5						0.72	
9	CCoSp3V		2.25	0.08	-1	0	1	1	0						2.33	
			20.19												16.18	
Program Components				Factor												
Composition				2.13	2.50	2.50	3.25	2.75	3.25							2.83
Presentation				2.13	2.75	2.75	2.75	2.50	2.75							2.75
Skating Skills				2.13	3.50	2.75	3.50	3.25	4.25							3.42
Judges Total Program Component Score (factored)															19.17	
Deductions:		Falls	-1.50 (3)											-1.50		

Rank	Name	Nation	Starting Number	Total Segment Score	Total Element Score	Total Program Component Score (factored)						Total Deductions				
24	Paige ROBINSON	MKN	11	32.26	14.23	19.53						-1.50				
#	Executed Elements	Info	Base Value	GOE	J1	J2	J3	J4	J5	J6	J7	J8	J9	Ref.	Scores of Panel	
1	2Lzq	F	2.10	-1.05	-5	-5	-5	-5	-5						1.05	
2	2Lo<	F	1.36	-0.68	-5	-5	-5	-5	-5						0.68	
3	2F+1Lo+2Lo<	<	3.66	-0.48	-2	-2	-3	-3	-3						3.18	
4	2F+1A+SEQ		2.90	-0.06	-2	0	0	0	-1						2.84	
5	CCoSp3V		2.25	-0.23	-1	1	0	-2	-2						2.02	
6	StSq1		1.80	-0.12	-2	0	0	-1	-1						1.68	
7	2Lzq	q	2.10	-0.42	-2	-2	-2	-2	-2						1.68	
8	1A		1.10	0.00	0	0	0	-1	0						1.10	
9	FSSp	F	0.00	0.00	-	-	-	-	-						0.00	
			17.27												14.23	
Program Components				Factor												
Composition				2.13	3.25	3.00	3.50	3.00	3.50							3.25
Presentation				2.13	3.00	2.75	2.75	2.75	2.75							2.75
Skating Skills				2.13	3.25	2.75	3.25	3.00	3.25							3.17
Judges Total Program Component Score (factored)															19.53	
Deductions:		Falls	-1.50 (3)											-1.50		

Legend:							
#	Sequence number	GOE	Grade of Execution	Jx	Judges (x=1-9)	Ref.	Referee
*	Invalid element	e	Wrong edge	<	Under-rotated jump	<<	Downgraded jump
!	Not clear edge	REP	Jump repetition	F	Fall	q	Jump landed on the quarter
b	Bonus Point for jump added to the element score						

RESULTS

ADVANCED NOVICE GIRLS

Pl. Name	Nation	Total Score	SP	FS
1 Daria DALGICH	ROM	99.27	1	1
2 Lilian MUSGRAVE	A.A	86.74	3	2
3 Tarren MAYER	MKN	80.46	4	3
4 Kendal McKENZIE	NOT	80.07	2	4
5 Adrienne CASTON	CAM	76.72	5	5
6 Zarah WOOD	SWI	74.03	6	7
7 Isla SHENTON	SHE	73.50	7	8
8 Zinia WOOD	SWI	71.33	8	9
9 Gailie TSANG	PET	70.87	9	10
10 Wakana KATAYAMA	SWI	69.85	17	6
11 Alisa BISEROVA	ROM	69.77	11	11
12 Jessica WORTH	SHE	68.40	12	15
13 Kira KHOMENKO	AXP	67.17	19	13
14 Mia CRAIG	DDE	66.92	13	16
15 Lucia KUBICOVA	SHE	66.90	10	17
16 Kitty KAMINSKAS	ROM	66.89	20	14
17 Ava WILSON	BAS	66.39	23	12
18 Polly MORRIS	DDE	61.94	15	19
19 Madison LYNCH	KIR	61.80	21	18
20 Maisie BARNETT	MKN	60.60	16	22
21 Layla REAY	WHI	60.17	22	20
22 Gemma RATCLIFFE	NOT	58.94	24	21
23 Nina ALEXANDROV	WHI	56.68	18	23
24 Paige ROBINSON	MKN	55.70	14	24

Maggie Worsfold
Ms. Maggie WORSFOLD, M.W
 Referee

A. Findlay
Ms. Ann FINDLAY, A.F
 Technical Controller

Legend:				
FS	Free Skating	SP	Short Program	Pl. Place

CALCULATION SETUP VERIFICATION FOR REFEREE

Category Advanced Novice Boys

Event parameter

Software Version	1.6.14.0	Competition Type	National Championship
Elm Xml Version	2223.2	Calculation	ISU Judging System
Sys Elm Xml Version	2223.1	Trimmed Mean	Starts With 5 Judges
		Verification Rules Season	2022-2023

Category parameter


Category type	Singles	Level	Advanced Novice
Gender	Man		

Segment Short Program

		checksum element table:	90aa310bfcc81fba3c5d089923e40a3	
General segment factor	1.00	Program time	2:20 +/- 10 sec.	
Credit for highlight distribution	1.00	Start time 2nd half of program	0:00	
		Verification Rules	ISU Rules	
Program components:	Factor	Deductions:	Entered By	Values
General component factor	1.00			
1: Composition	1.20	1: Costume/Prop violation	Majority	0 -1
2: Presentation	1.20	2: Time violation	Referee	0 -1 -2 -3 -4 -5 -6
3: Skating Skills	1.20	3:		
		4: Illegal element/movement	Technical Panel	0 -2 -4 -6
		5: Falls	Technical Panel	-0.5 per Fall
		6: Interruption in excess	Referee	0 -0.5 -1 -1.5 -2 -2.5 -3
		7: Interruption with allowance	Referee	0 -2.5
		8:		
		9:		
		10: Costume failure	Referee	0 -1
		11: Late start	Referee	0 -1

Segment Free Skating

		checksum element table:	90aa310bfcc81fba3c5d089923e40a3	
General segment factor	1.00	Program time	3:00 +/- 10 sec.	
Credit for highlight distribution	1.00	Start time 2nd half of program	0:00	
		Verification Rules	ISU Rules	
Program components:	Factor	Deductions:	Entered By	Values
General component factor	1.00			
1: Composition	2.40	1: Costume/Prop violation	Majority	0 -1
2: Presentation	2.40	2: Time violation	Referee	0 -1 -2 -3 -4 -5 -6
3: Skating Skills	2.40	3:		
		4: Illegal element/movement	Technical Panel	0 -2 -4 -6
		5: Falls	Technical Panel	-0.5 per Fall
		6: Interruption in excess	Referee	0 -0.5 -1 -1.5 -2 -2.5 -3
		7: Interruption with allowance	Referee	0 -2.5
		8:		
		9:		
		10: Costume failure	Referee	0 -1
		11: Late start	Referee	0 -1


 Ms. Maggie WORSFOLD

printed: 01.12.2022 09:36

PANEL OF JUDGES

ADVANCED NOVICE BOYS

Officials

Technical Controller	Ms. Ann FINDLAY	A.F
Technical Specialist	Ms. Alison LAW	A.L
Technical Specialist	Ms. Sami PAYNE	S.P

Judges

Referee	Ms. Maggie WORSFOLD	M.W
Judge No. 1	Ms. Pam AGUSS	P.A
Judge No. 2	Ms. Mary CHAPMAN	M.C
Judge No. 3	Ms. Patricia HOUGHTON	P.H
Judge No. 4	Ms. Amanda KNIGHT	A.K
Judge No. 5	Mr. Matthew MILLER	M.M

Data/Replay Operator

Data Operator	Ms. Sarah DONNELLY	S.D
Replay Operator	Ms. Danielle COTON	D.C

JUDGES DETAILS PER SKATER

ADVANCED NOVICE BOYS SHORT PROGRAM

Rank	Name	Nation	Starting Number	Total Segment Score	Total Element Score	Total Program Component Score (factored)							Total Deductions				
1	Lloyd THOMSON	AYR	3	35.77	22.07	13.70							0.00				
#	Executed Elements	Info	Base Value	GOE	J1	J2	J3	J4	J5	J6	J7	J8	J9	Bonus	Ref.	Scores of Panel	
1	3Lzb+2T	b	7.20	0.59	1	1	0	1	2					1.00		8.79	
2	CSSp2		2.30	-0.23	1	-2	-2	0	-1							2.07	
3	3F		5.30	-1.41	-2	-3	-3	-2	-3							3.89	
4	2Ab	b	3.30	-0.66	-3	-2	-2	-1	-2					1.00		3.64	
5	StSq1		1.80	0.00	0	-1	-1	1	1							1.80	
6	CCoSp2V		1.88	0.00	0	0	0	0	0							1.88	
			21.78													22.07	
Program Components				Factor													
Composition				1.20	3.75	3.25	3.25	4.25	4.00							3.67	
Presentation				1.20	4.00	3.50	3.50	4.00	3.75							3.75	
Skating Skills				1.20	4.50	3.75	3.50	4.00	4.25							4.00	
Judges Total Program Component Score (factored)																	13.70
Deductions:																0.00	

Rank	Name	Nation	Starting Number	Total Segment Score	Total Element Score	Total Program Component Score (factored)							Total Deductions				
2	Jack DONOVAN	NOT	1	32.17	17.97	15.20							-1.00				
#	Executed Elements	Info	Base Value	GOE	J1	J2	J3	J4	J5	J6	J7	J8	J9	Bonus	Ref.	Scores of Panel	
1	2Ab	b	3.30	0.66	2	2	1	2	2					1.00		4.96	
2	3Tq	F	4.20	-2.10	-5	-5	-5	-5	-5							2.10	
3	3S<+COMBO	F	3.44	-1.72	-5	-5	-5	-5	-5							1.72	
4	CSSp3		2.60	0.26	1	1	-1	1	2							2.86	
5	StSq2		2.60	0.43	1	2	1	2	2							3.03	
6	CCoSp3		3.00	0.30	0	1	1	1	1							3.30	
			19.14													17.97	
Program Components				Factor													
Composition				1.20	4.25	3.75	3.50	4.75	4.75							4.25	
Presentation				1.20	3.75	4.75	3.50	4.50	4.25							4.17	
Skating Skills				1.20	4.25	4.00	3.75	4.75	4.50							4.25	
Judges Total Program Component Score (factored)																	15.20
Deductions: Falls																-1.00 (2)	

Rank	Name	Nation	Starting Number	Total Segment Score	Total Element Score	Total Program Component Score (factored)							Total Deductions				
3	Edward SOLOVYOV	WHI	2	25.45	12.85	13.60							-1.00				
#	Executed Elements	Info	Base Value	GOE	J1	J2	J3	J4	J5	J6	J7	J8	J9	Ref.	Scores of Panel		
1	2F		1.80	0.36	2	2	0	2	2						2.16		
2	2A	F	3.30	-1.65	-5	-5	-5	-5	-5						1.65		
3	CSSp3		2.60	0.26	1	1	1	1	2						2.86		
4	2Lz+2Lo	F	3.80	-1.05	-5	-5	-5	-5	-5						2.75		
5	StSqB		1.50	0.10	0	1	0	1	1						1.60		
6	CCoSp2		2.50	-0.67	-2	-3	-3	-3	-2						1.83		
			15.50													12.85	
Program Components				Factor													
Composition				1.20	4.00	3.25	3.00	4.25	4.25							3.83	
Presentation				1.20	3.75	3.75	3.25	3.75	3.50							3.67	
Skating Skills				1.20	4.00	3.50	3.25	4.00	4.25							3.83	
Judges Total Program Component Score (factored)																	13.60
Deductions: Falls																-1.00 (2)	

Legend:							
#	Sequence number	GOE	Grade of Execution	Jx	Judges (x=1-9)	Ref.	Referee
<	Under-rotated jump	F	Fall	q	Jump landed on the quarter	b	Bonus Point for jump added to the element score

JUDGES DETAILS PER SKATER

ADVANCED NOVICE BOYS FREE SKATING

Rank	Name	Nation	Starting Number	Total Segment Score	Total Element Score	Total Program Component Score (factored)							Total Deductions					
1	Lloyd THOMSON	AYR	3	65.48	37.40	28.58							-0.50					
#	Executed Elements	Info	Base Value	GOE	J1	J2	J3	J4	J5	J6	J7	J8	J9	Bonus	Ref.	Scores of Panel		
1	2Ab	b	3.30	0.99	4	3	2	3	3					1.00		5.29		
2	FSSp3		2.60	0.09	1	0	0	0	1							2.69		
3	3Lz	F	5.90	-2.95	-5	-5	-5	-5	-5							2.95		
4	3Tb	b	4.20	-0.42	-2	-1	-1	-1	-1					1.00		4.78		
5	3Lzb+2T+2Lo	b	8.90	0.00	0	-1	-1	1	1					1.00		9.90		
6	2F+2T		3.10	0.00	0	0	0	0	1							3.10		
7	StSq2		2.60	0.26	2	1	1	1	1							2.86		
8	3F		5.30	0.53	1	0	0	2	2							5.83		
9	CCoSp		0.00	0.00	-	-	-	-	-							0.00		
			35.90													37.40		
Program Components				Factor														
Composition				2.40	4.50	3.75	3.50	4.00	3.75									3.83
Presentation				2.40	3.75	4.00	3.75	3.50	4.00									3.83
Skating Skills				2.40	4.25	4.75	4.25	4.25	4.25									4.25
Judges Total Program Component Score (factored)														28.58				
Deductions:				Falls	-0.50 (1)								-0.50					

Rank	Name	Nation	Starting Number	Total Segment Score	Total Element Score	Total Program Component Score (factored)							Total Deductions					
2	Jack DONOVAN	NOT	2	59.24	28.25	31.99							-1.00					
#	Executed Elements	Info	Base Value	GOE	J1	J2	J3	J4	J5	J6	J7	J8	J9	Bonus	Ref.	Scores of Panel		
1	2Ab+2T	b	4.60	0.55	2	1	1	2	2					1.00		6.15		
2	3Tqb	b	4.20	-1.40	-4	-3	-4	-2	-3					1.00		3.80		
3	3S<	F	3.44	-1.72	-5	-5	-5	-5	-5							1.72		
4	FCSp2		2.30	0.23	1	1	0	1	2							2.53		
5	2A		3.30	0.33	1	1	1	2	1							3.63		
6	2Lz		2.10	0.07	0	0	0	1	1							2.17		
7	2Lz+1Eu+2F	F	4.40	-1.05	-5	-5	-5	-5	-5							3.35		
8	StSq1		1.80	0.00	1	-2	0	1	-1							1.80		
9	CCoSp3		3.00	0.10	0	0	1	1	0							3.10		
			29.14													28.25		
Program Components				Factor														
Composition				2.40	4.50	4.25	4.25	5.00	5.00									4.58
Presentation				2.40	4.00	4.50	4.00	4.50	4.25									4.25
Skating Skills				2.40	4.50	4.50	4.50	4.75	4.50									4.50
Judges Total Program Component Score (factored)													31.99					
Deductions:				Falls	-1.00 (2)								-1.00					

JUDGES DETAILS PER SKATER

ADVANCED NOVICE BOYS FREE SKATING


Rank	Name	Nation	Starting Number	Total Segment Score	Total Element Score	Total Program Component Score (factored)							Total Deductions				
3	Edward SOLOVYOV	WHI	1	58.46	28.55	30.41							-0.50				
#	Executed Elements	Info	Base Value	GOE	J1	J2	J3	J4	J5	J6	J7	J8	J9	Bonus	Ref.	Scores of Panel	
1	2Lz+2Ab+2T+SEQ	b	6.70	0.33	1	1	0	1	1					1.00		8.03	
2	2A		3.30	-0.33	-1	-2	-1	0	-1							2.97	
3	3S<	F	3.44	-1.72	-5	-5	-5	-5	-5							1.72	
4	StSq2		2.60	0.26	1	1	1	1	2							2.86	
5	CCoSp3		3.00	0.00	-1	1	-1	0	1							3.00	
6	2Lz+2Lo		3.80	0.00	0	0	0	0	1							3.80	
7	2F		1.80	0.06	0	0	0	1	1							1.86	
8	2F!	!	1.80	-0.18	-1	-1	-2	1	-1							1.62	
9	FSSp3		2.60	0.09	0	0	1	0	2							2.69	
			29.04													28.55	
Program Components				Factor													
Composition				2.40	4.25	4.00	3.25	4.50	4.75								4.25
Presentation				2.40	4.25	4.50	3.50	4.25	4.25								4.25
Skating Skills				2.40	3.75	4.75	3.75	4.25	4.50								4.17
Judges Total Program Component Score (factored)																30.41	
Deductions:		Falls	-0.50 (1)												-0.50		

Legend:							
#	Sequence number	GOE	Grade of Execution	Jx	Judges (x=1-9)	Ref.	Referee
<	Under-rotated jump	!	Not clear edge	F	Fall	q	Jump landed on the quarter
b	Bonus Point for jump added to the element score						

RESULTS


ADVANCED NOVICE BOYS FREE SKATING

Pl.	Name Club	Nation	Total Segment Score
1	Lloyd THOMSON Ayr/ Auchinharvie	AYR	65.48
2	Jack DONOVAN National Ice Centre	NOT	59.24
3	Edward SOLOVYOV Whitley Bay	WHI	58.46



Ms. Maggie WORSFOLD, M.W

Referee



Ms. Ann FINDLAY, A.F

Technical Controller



British Figure Skating Championships 2022

RESULTS

ADVANCED NOVICE BOYS

Pl.	Name	Nation	Total Score	SP	FS
1	Lloyd THOMSON	AYR	101.25	1	1
2	Jack DONOVAN	NOT	91.41	2	2
3	Edward SOLOVYOV	WHI	83.91	3	3

Maggie Worsfold
Ms. Maggie WORSFOLD, M.W.
Referee

A. Findlay
Ms. Ann FINDLAY, A.F.
Technical Controller

Legend:				
FS	Free Skating	SP	Short Program	Pl. Place

CALCULATION SETUP VERIFICATION FOR REFEREE

Category Junior Women

Event parameter

Software Version	1.6.14.0	Competition Type	National Championship
Elm Xml Version	2223.2	Calculation	ISU Judging System
Sys Elm Xml Version	2223.1	Trimmed Mean	Starts With 5 Judges
		Verification Rules Season	2022-2023

Category parameter

Category type	Singles	Level	Junior
Gender	Lady		

Segment Short Program

General segment factor	1.00	checksum element table:	90aa310fbfcc81fba3c5d089923e40a3	
Credit for highlight distribution	1.10	Program time	2:40 +/- 10 sec.	
		Start time 2nd half of program	1:20	
		Verification Rules	ISU Rules	
Program components:	Factor	Deductions:	Entered By	Values
General component factor	1.00	1: Costume/Prop violation	Majority	0 -1
1: Composition	1.33	2: Time violation	Referee	0 -1 -2 -3 -4 -5 -6
2: Presentation	1.33	3:		
3: Skating Skills	1.33	4: Illegal element/movement	Technical Panel	0 -2 -4 -6
		5: Falls	Technical Panel	-1 per Fall
		6: Interruption in excess	Referee	0 -1 -2 -3 -4 -5 -6
		7: Interruption with allowance	Referee	0 -5
		8:		
		9:		
		10: Costume failure	Referee	0 -1
		11: Late start	Referee	0 -1

Segment Free Skating

General segment factor	1.00	checksum element table:	90aa310fbfcc81fba3c5d089923e40a3	
Credit for highlight distribution	1.10	Program time	3:30 +/- 10 sec.	
		Start time 2nd half of program	1:45	
		Verification Rules	ISU Rules	
Program components:	Factor	Deductions:	Entered By	Values
General component factor	1.00	1: Costume/Prop violation	Majority	0 -1
1: Composition	2.67	2: Time violation	Referee	0 -1 -2 -3 -4 -5 -6
2: Presentation	2.67	3:		
3: Skating Skills	2.67	4: Illegal element/movement	Technical Panel	0 -2 -4 -6
		5: Falls	Technical Panel	-1 per Fall
		6: Interruption in excess	Referee	0 -1 -2 -3 -4 -5 -6
		7: Interruption with allowance	Referee	0 -5
		8:		
		9:		
		10: Costume failure	Referee	0 -1
		11: Late start	Referee	0 -1


Ms. Almila ARIKAN SARBANOGLU

printed: 01.12.2022 14:56

PANEL OF JUDGES

JUNIOR WOMEN

Officials

Technical Controller	Mr. Richard GRAINGE	R.G
Technical Specialist	Ms. Sarah LOGIE	S.L
Technical Specialist	Mr. Kevin MARSHALL	K.M

Judges

Referee	Ms. Almila ARIKAN SARBANOGLU	AAS
Judge No. 1	Ms. Pam AGUSS	P.A
Judge No. 2	Ms. Mary CHAPMAN	M.C
Judge No. 3	Ms. Patricia HOUGHTON	P.H
Judge No. 4	Ms. Amanda KNIGHT	A.K
Judge No. 5	Mr. Matthew MILLER	M.M

Data/Replay Operator

Data Operator	Ms. Danielle COTON	D.C
Replay Operator	Ms. Sarah DONNELLY	S.D

RESULTS

JUNIOR WOMEN

Pl.	Name	Nation	Total Score	SP	FS
1	Alexa SEVERN	NOT	45.53	1	
2	Alana PANG	SHE	41.30	2	
3	Emma LYONS	DDE	40.17	3	
4	Molly ROBOTHAM	DEE	37.12	4	
5	Arabella SEAR-WATKINS	OXF	36.65	5	
6	Lucy MURRAY	KYL	34.68	6	
7	Saskia ZAINCHKOVSKAYA	LVL	34.57	7	
8	Tallulah BOWERS	ROM	34.13	8	
9	Sarah TUNNICLIFFE	E.K	33.82	9	
10	Freya HANCOCK	SHE	32.67	10	
11	Halah THOMAS	OXF	31.09	11	
12	Rebecca GEDDES	MAG	30.95	12	
13	Natasha HERBERT	OLY	29.28	13	
14	Isabel BARNES	DEE	29.28	14	
15	Fujino ALEXANDER	SWI	26.58	15	
16	Hannah ROBERTSON	KIR	26.40	16	
17	Charlotte WRIGHT	MOR	25.91	17	
18	Arcadia WARD	KIR	24.92	18	
19	Holly TIGHE	SHE	23.52	19	
20	Mia JOHNSTONE	OLY	23.42	20	
21	Ruby BOYD	MOR	23.15	21	
22	Taylor McLEOD	E.K	20.78	22	
23	Tamaya LEE	ROM	20.57	23	
Withdrawn					
	Angelica ALEXANDER	NOT			



Ms. Almila ARIKAN SARBANOGLU, AAS
Referee



Mr. Richard GRAINGE, R.G
Technical Controller

Legend:

FS Free Skating SP Short Program WD Withdrawn Pl. Place

JUDGES DETAILS PER SKATER JUNIOR WOMEN SHORT PROGRAM

Rank	Name	Nation	Starting Number	Total Segment Score	Total Element Score	Total Program Component Score (factored)						Total Deductions			
1	Alexa SEVERN	NOT	9	45.53	25.35	20.18						0.00			
#	Executed Elements	Info	Base Value	GOE	J1	J2	J3	J4	J5	J6	J7	J8	J9	Ref.	Scores of Panel
1	3Lo		4.90	-1.47	-3	-3	-3	-3	-3						3.43
2	3S+2T		5.60	-0.43	-1	-1	-1	-1	-1						5.17
3	FCSp3		2.80	0.28	1	1	2	1	1						3.08
4	2A		3.63	x 0.33	1	1	1	0	1						3.96
5	CCoSp3		3.00	0.30	2	1	1	1	1						3.30
6	StSq3		3.30	0.66	2	2	2	1	2						3.96
7	SSp3		2.10	0.35	2	1	2	1	2						2.45
			25.33												25.35
Program Components			Factor												
Composition			1.33	5.75	5.00	4.25	4.75	5.25							5.00
Presentation			1.33	5.50	5.75	4.50	4.50	5.50							5.17
Skating Skills			1.33	5.25	5.50	4.50	4.75	5.00							5.00
Judges Total Program Component Score (factored)														20.18	
Deductions:															0.00
Rank	Name	Nation	Starting Number	Total Segment Score	Total Element Score	Total Program Component Score (factored)						Total Deductions			
2	Alana PANG	SHE	2	41.30	21.12	20.18						0.00			
#	Executed Elements	Info	Base Value	GOE	J1	J2	J3	J4	J5	J6	J7	J8	J9	Ref.	Scores of Panel
1	2A<<	<<	1.10	-0.33	-3	-3	-2	-3	-4						0.77
2	2Lz+2T		3.40	0.00	0	0	0	0	-1						3.40
3	FCSp3		2.80	0.47	2	2	1	1	2						3.27
4	LSp4		2.70	0.72	3	3	1	2	3						3.42
5	StSq3		3.30	0.66	3	2	1	2	2						3.96
6	2Lo		1.87	x 0.11	0	0	1	1	1						1.98
7	CCoSp4		3.50	0.82	2	3	1	2	3						4.32
			18.67												21.12
Program Components			Factor												
Composition			1.33	5.50	5.50	3.75	4.75	5.25							5.17
Presentation			1.33	5.75	5.25	4.00	5.00	5.00							5.08
Skating Skills			1.33	5.75	5.00	4.25	4.50	5.25							4.92
Judges Total Program Component Score (factored)														20.18	
Deductions:															0.00
Rank	Name	Nation	Starting Number	Total Segment Score	Total Element Score	Total Program Component Score (factored)						Total Deductions			
3	Emma LYONS	DDE	19	40.17	21.79	19.38						-1.00			
#	Executed Elements	Info	Base Value	GOE	J1	J2	J3	J4	J5	J6	J7	J8	J9	Ref.	Scores of Panel
1	2A		3.30	0.99	3	3	3	3	3						4.29
2	2F+2T		3.10	0.24	2	1	1	1	2						3.34
3	SSp3		2.10	0.28	1	1	1	2	2						2.38
4	2Lo		1.87	x 0.34	2	1	2	2	2						2.21
5	FCSp3		2.80	0.09	2	0	0	0	1						2.89
6	StSq2		2.60	0.35	2	1	1	1	2						2.95
7	CCoSp4		3.50	0.23	1	1	0	0	1						3.73
			19.27												21.79
Program Components			Factor												
Composition			1.33	5.25	4.75	4.25	4.50	5.50							4.83
Presentation			1.33	5.00	5.25	4.50	4.50	5.25							4.92
Skating Skills			1.33	5.25	4.75	4.75	4.75	5.00							4.83
Judges Total Program Component Score (factored)														19.38	
Deductions: Time violation															-1.00

JUDGES DETAILS PER SKATER JUNIOR WOMEN SHORT PROGRAM

Rank	Name	Nation	Starting Number	Total Segment Score	Total Element Score	Total Program Component Score (factored)						Total Deductions			
4	Molly ROBOTHAM	DEE	22	37.12	19.18	17.94						0.00			
#	Executed Elements	Info	Base Value	GOE	J1	J2	J3	J4	J5	J6	J7	J8	J9	Ref.	Scores of Panel
1	3Sq+2T	q	5.60	-1.43	-3	-3	-4	-3	-5						4.17
2	2Lo		1.70	0.17	2	1	1	1	1						1.87
3	CCoSp2		2.50	0.25	2	1	1	1	0						2.75
4	2A<	<	2.64	-0.97	-3	-3	-3	-5	-5						1.67
5	FCSp3		2.80	0.09	-1	2	1	-1	1						2.89
6	StSq2		2.60	0.35	2	1	1	1	2						2.95
7	LSp3		2.40	0.48	3	2	1	2	2						2.88
			20.24												19.18
Program Components			Factor												
Composition			1.33	4.75	4.75	3.75	3.50	4.50							4.33
Presentation			1.33	5.00	5.75	4.25	4.00	4.50							4.58
Skating Skills			1.33	5.25	5.50	4.25	3.75	4.25							4.58
Judges Total Program Component Score (factored)														17.94	
Deductions:															0.00
Rank	Name	Nation	Starting Number	Total Segment Score	Total Element Score	Total Program Component Score (factored)						Total Deductions			
5	Arabella SEAR-WATKINS	OXF	20	36.65	19.25	17.40						0.00			
#	Executed Elements	Info	Base Value	GOE	J1	J2	J3	J4	J5	J6	J7	J8	J9	Ref.	Scores of Panel
1	2Lz+2T		3.40	0.00	0	0	-1	1	0						3.40
2	2A		3.30	0.44	1	1	1	2	2						3.74
3	CCoSp2V		1.88	0.19	1	1	1	1	1						2.07
4	StSq2		2.60	0.43	2	2	1	1	2						3.03
5	2Lo	x	1.87	-0.17	-2	-1	-1	0	-1						1.70
6	FCSp3		2.80	-0.37	-1	-1	-3	-2	0						2.43
7	LSp3		2.40	0.48	2	2	2	1	3						2.88
			18.25												19.25
Program Components			Factor												
Composition			1.33	4.50	5.00	4.00	4.00	5.00							4.50
Presentation			1.33	4.00	4.25	3.75	3.75	4.50							4.00
Skating Skills			1.33	4.75	4.75	4.00	4.25	4.75							4.58
Judges Total Program Component Score (factored)														17.40	
Deductions:															0.00
Rank	Name	Nation	Starting Number	Total Segment Score	Total Element Score	Total Program Component Score (factored)						Total Deductions			
6	Lucy MURRAY	KYL	21	34.68	18.06	16.62						0.00			
#	Executed Elements	Info	Base Value	GOE	J1	J2	J3	J4	J5	J6	J7	J8	J9	Ref.	Scores of Panel
1	2A<	<	2.64	-0.53	-2	-2	-2	-2	-2						2.11
2	FCSp1		1.90	0.06	0	1	1	0	0						1.96
3	2Lo		1.70	0.17	1	1	1	0	1						1.87
4	2Lz+2T		3.40	0.14	2	0	1	0	1						3.54
5	SSp4		2.50	0.42	3	1	1	2	2						2.92
6	CCoSp3		3.00	-0.20	0	-1	0	-1	-1						2.80
7	StSq2		2.60	0.26	1	1	0	1	1						2.86
			17.74												18.06
Program Components			Factor												
Composition			1.33	4.50	5.25	3.50	3.25	4.00							4.00
Presentation			1.33	4.75	5.00	3.75	3.75	4.25							4.25
Skating Skills			1.33	4.50	4.75	3.75	3.75	4.50							4.25
Judges Total Program Component Score (factored)														16.62	
Deductions:															0.00

JUDGES DETAILS PER SKATER JUNIOR WOMEN SHORT PROGRAM

Rank	Name	Nation	Starting Number	Total Segment Score	Total Element Score	Total Program Component Score (factored)	Total Deductions								
7	Saskia ZAINCHKOVSKAYA	LVL	10	34.57	18.94	15.63	0.00								
#	Executed Elements	Info	Base Value	GOE	J1	J2	J3	J4	J5	J6	J7	J8	J9	Ref.	Scores of Panel
1	2A		3.30	0.00	0	-1	0	0	1						3.30
2	2F+2T		3.10	0.06	0	0	0	1	1						3.16
3	StSq2		2.60	0.17	0	0	1	1	1						2.77
4	FCSp1		1.90	-0.25	-1	-2	-4	0	-1						1.65
5	2Lo	x	1.87	0.06	1	0	0	0	1						1.93
6	SSp4		2.50	0.25	2	1	0	1	1						2.75
7	CCoSp4		3.50	-0.12	-1	0	-1	1	0						3.38
			18.77												18.94
Program Components			Factor												
Composition			1.33	4.00	3.50	3.50	4.00	3.75			3.75				
Presentation			1.33	3.75	4.00	3.75	4.00	4.00			3.92				
Skating Skills			1.33	4.25	3.75	3.25	4.25	4.25			4.08				
Judges Total Program Component Score (factored)										15.63					
Deductions:										0.00					

Rank	Name	Nation	Starting Number	Total Segment Score	Total Element Score	Total Program Component Score (factored)	Total Deductions								
8	Tallulah BOWERS	ROM	16	34.13	19.16	15.97	-1.00								
#	Executed Elements	Info	Base Value	GOE	J1	J2	J3	J4	J5	J6	J7	J8	J9	Ref.	Scores of Panel
1	2Lz+2T		3.40	0.07	0	0	0	1	1						3.47
2	2A<	F	2.64	-1.32	-5	-5	-5	-5	-5						1.32
3	CCoSp4		3.50	0.35	1	2	1	1	1						3.85
4	StSq3		3.30	0.22	0	1	1	1	0						3.52
5	2Lo	x	1.87	0.00	0	0	0	1	0						1.87
6	FCSp2		2.30	0.00	1	0	0	0	-1						2.30
7	SSp4		2.50	0.33	2	1	1	1	2						2.83
			19.51												19.16
Program Components			Factor												
Composition			1.33	4.00	3.50	3.75	4.00	4.00			3.92				
Presentation			1.33	4.25	4.25	3.50	4.25	4.00			4.17				
Skating Skills			1.33	4.00	3.75	3.50	4.25	4.00			3.92				
Judges Total Program Component Score (factored)										15.97					
Deductions:			Falls -1.00 (1)							-1.00					

Rank	Name	Nation	Starting Number	Total Segment Score	Total Element Score	Total Program Component Score (factored)	Total Deductions								
9	Sarah TUNNICLIFFE	E.K	17	33.82	18.09	15.73	0.00								
#	Executed Elements	Info	Base Value	GOE	J1	J2	J3	J4	J5	J6	J7	J8	J9	Ref.	Scores of Panel
1	2A<	<	2.64	-0.53	-2	-2	-4	-2	-2						2.11
2	2Lo		1.70	0.17	1	1	1	1	1						1.87
3	FCSp2		2.30	-0.08	0	-1	0	-1	0						2.22
4	StSq2		2.60	0.26	1	1	1	0	1						2.86
5	2F+2T	x	3.41	0.00	1	0	0	0	0						3.41
6	CCoSp4		3.50	-0.12	-1	0	0	-1	1						3.38
7	SSp3		2.10	0.14	2	1	0	0	1						2.24
			18.25												18.09
Program Components			Factor												
Composition			1.33	4.00	4.50	3.50	3.75	4.00			3.92				
Presentation			1.33	4.00	4.75	3.25	3.50	4.00			3.83				
Skating Skills			1.33	4.00	4.25	3.50	4.00	4.25			4.08				
Judges Total Program Component Score (factored)										15.73					
Deductions:										0.00					

JUDGES DETAILS PER SKATER JUNIOR WOMEN SHORT PROGRAM

Rank	Name	Nation	Starting Number	Total Segment Score	Total Element Score	Total Program Component Score (factored)						Total Deductions				
10	Freya HANCOCK	SHE	15	32.67	17.83	15.84						-1.00				
#	Executed Elements	Info	Base Value	GOE	J1	J2	J3	J4	J5	J6	J7	J8	J9	Ref.	Scores of Panel	
1	2A<	F	2.64	-1.32	-5	-5	-5	-5	-5						1.32	
2	SSp4		2.50	0.67	3	3	1	2	3						3.17	
3	FCSp2		2.30	-0.08	0	1	-1	-1	0						2.22	
4	2Lo		1.70	-0.17	-1	-1	-1	-1	0						1.53	
5	2F+2T	x	3.41	0.12	1	0	1	0	1						3.53	
6	StSq1		1.80	0.18	1	1	1	1	-1						1.98	
7	CCoSp4		3.50	0.58	2	2	1	2	1						4.08	
			17.85												17.83	
Program Components				Factor												
Composition				1.33	3.75	4.00	3.50	3.75	4.00							3.83
Presentation				1.33	4.00	4.50	3.75	4.25	4.00							4.08
Skating Skills				1.33	4.25	4.25	3.75	4.00	3.75							4.00
Judges Total Program Component Score (factored)															15.84	
Deductions:		Falls											-1.00 (1)	-1.00		

Rank	Name	Nation	Starting Number	Total Segment Score	Total Element Score	Total Program Component Score (factored)						Total Deductions				
11	Halah THOMAS	OXF	18	31.09	14.15	17.94						-1.00				
#	Executed Elements	Info	Base Value	GOE	J1	J2	J3	J4	J5	J6	J7	J8	J9	Ref.	Scores of Panel	
1	2Lzq+COMBO	F	2.10	-1.05	-5	-5	-5	-5	-5						1.05	
2	2A<<	<<	1.10	-0.37	-3	-4	-5	-3	-3						0.73	
3	FCSp1		1.90	-0.06	0	-2	0	0	-1						1.84	
4	StSq2		2.60	0.35	3	2	1	1	1						2.95	
5	2Lo	x	1.87	0.06	0	0	0	1	1						1.93	
6	CCoSp3		3.00	0.50	2	1	1	2	2						3.50	
7	LSp2		1.90	0.25	2	0	1	2	1						2.15	
			14.47												14.15	
Program Components				Factor												
Composition				1.33	4.75	4.75	4.50	3.75	4.50							4.58
Presentation				1.33	4.50	5.50	4.25	4.00	4.25							4.33
Skating Skills				1.33	4.75	5.00	4.50	4.25	4.50							4.58
Judges Total Program Component Score (factored)															17.94	
Deductions:		Falls											-1.00 (1)	-1.00		

Rank	Name	Nation	Starting Number	Total Segment Score	Total Element Score	Total Program Component Score (factored)						Total Deductions				
12	Rebecca GEDDES	MAG	7	30.95	15.11	15.84						0.00				
#	Executed Elements	Info	Base Value	GOE	J1	J2	J3	J4	J5	J6	J7	J8	J9	Ref.	Scores of Panel	
1	2Lo		1.70	0.28	2	2	1	1	2						1.98	
2	1A*	*	0.00	0.00	-	-	-	-	-						0.00	
3	2Lz+2T		3.40	0.21	1	1	1	0	1						3.61	
4	CCoSp3		3.00	0.20	1	1	1	0	-2						3.20	
5	SSp4		2.50	0.33	1	2	1	1	2						2.83	
6	StSq1		1.80	0.00	0	0	0	0	0						1.80	
7	FCSp2		2.30	-0.61	-4	-3	-3	-2	-2						1.69	
			14.70												15.11	
Program Components				Factor												
Composition				1.33	4.25	4.25	3.75	3.75	4.25							4.08
Presentation				1.33	3.75	4.00	3.50	4.00	3.75							3.83
Skating Skills				1.33	4.00	4.00	3.75	4.00	4.00							4.00
Judges Total Program Component Score (factored)															15.84	
Deductions:															0.00	

JUDGES DETAILS PER SKATER JUNIOR WOMEN SHORT PROGRAM

Rank	Name	Nation	Starting Number	Total Segment Score	Total Element Score	Total Program Component Score (factored)						Total Deductions				
13	Natasha HERBERT	OLY	12	29.28	14.32	15.96						-1.00				
#	Executed Elements	Info	Base Value	GOE	J1	J2	J3	J4	J5	J6	J7	J8	J9	Ref.	Scores of Panel	
1	LSp2		1.90	-0.19	-1	-3	-2	1	0						1.71	
2	2A<<	F	1.10	-0.55	-5	-5	-5	-5	-5						0.55	
3	FCSpB		1.60	-0.11	0	-1	-1	-5	1						1.49	
4	StSq2		2.60	0.09	-1	1	0	0	1						2.69	
5	2Lz+2T		3.40	0.14	0	0	1	1	1						3.54	
6	2Loq	q	1.87	x -0.45	-4	-2	-3	-3	-2						1.42	
7	CCoSp4		3.50	-0.58	-2	-1	-2	0	-2						2.92	
			15.97												14.32	
Program Components				Factor												
Composition				1.33	4.00	4.00	3.75	4.00	4.50							4.00
Presentation				1.33	4.25	3.75	3.50	3.75	4.25							3.92
Skating Skills				1.33	3.75	4.25	3.75	4.25	4.50							4.08
Judges Total Program Component Score (factored)															15.96	
Deductions:				Falls	-1.00	(1)										-1.00

Rank	Name	Nation	Starting Number	Total Segment Score	Total Element Score	Total Program Component Score (factored)						Total Deductions				
14	Isabel BARNES	DEE	5	29.28	14.20	15.08						0.00				
#	Executed Elements	Info	Base Value	GOE	J1	J2	J3	J4	J5	J6	J7	J8	J9	Ref.	Scores of Panel	
1	2Lo		1.70	0.11	1	0	0	1	1						1.81	
2	LSp2		1.90	0.25	2	2	-1	1	1						2.15	
3	2Lz+2T		3.40	0.21	1	1	0	1	1						3.61	
4	CCoSp3V		2.25	0.15	0	1	0	1	1						2.40	
5	StSq1		1.80	0.00	-1	1	0	0	0						1.80	
6	2A<<	<<	1.21	x -0.55	-5	-5	-5	-5	-5						0.66	
7	FCSp1		1.90	-0.13	-1	-1	0	0	-1						1.77	
			14.16												14.20	
Program Components				Factor												
Composition				1.33	3.50	4.25	3.25	4.00	3.75							3.75
Presentation				1.33	3.75	4.75	3.50	3.75	3.50							3.67
Skating Skills				1.33	4.00	4.50	3.50	3.75	4.00							3.92
Judges Total Program Component Score (factored)															15.08	
Deductions:																0.00

Rank	Name	Nation	Starting Number	Total Segment Score	Total Element Score	Total Program Component Score (factored)						Total Deductions				
15	Fujino ALEXANDER	SWI	6	26.58	11.96	15.62						-1.00				
#	Executed Elements	Info	Base Value	GOE	J1	J2	J3	J4	J5	J6	J7	J8	J9	Ref.	Scores of Panel	
1	2A		3.30	-1.43	-5	-4	-5	-3	-4						1.87	
2	SSp3		2.10	0.21	1	1	1	1	2						2.31	
3	2F+2T		3.10	-0.06	-1	0	-1	0	0						3.04	
4	FCSp		0.00	0.00	-	-	-	-	-						0.00	
5	StSq1		1.80	0.24	2	1	1	1	2						2.04	
6	1Lo*	*	0.00	x 0.00	-	-	-	-	-						0.00	
7	CCoSp3		3.00	-0.30	-1	-2	0	0	-3						2.70	
			13.30												11.96	
Program Components				Factor												
Composition				1.33	4.25	3.25	3.25	4.25	4.00							3.83
Presentation				1.33	4.00	3.75	3.50	4.00	4.00							3.92
Skating Skills				1.33	4.00	4.00	3.50	4.00	4.50							4.00
Judges Total Program Component Score (factored)															15.62	
Deductions:				Time violation	-1.00											-1.00

JUDGES DETAILS PER SKATER JUNIOR WOMEN SHORT PROGRAM

Rank	Name	Nation	Starting Number	Total Segment Score	Total Element Score	Total Program Component Score (factored)						Total Deductions			
16	Hannah ROBERTSON	KIR	1	26.40	12.87	14.53						-1.00			
#	Executed Elements	Info	Base Value	GOE	J1	J2	J3	J4	J5	J6	J7	J8	J9	Ref.	Scores of Panel
1	2Lze+2T	e	2.98	-0.50	-2	-3	-3	-3	-3						2.48
2	FCSpB		1.60	-0.16	-1	-2	-1	-1	-1						1.44
3	2A<<	F	1.10	-0.55	-5	-5	-5	-5	-5						0.55
4	StSqB		1.50	0.00	0	-1	0	0	1						1.50
5	2Lo	x	1.87	0.17	1	1	1	1	1						2.04
6	SSp2		1.60	0.16	1	1	1	1	2						1.76
7	CCoSp3		3.00	0.10	0	2	0	0	1						3.10
			13.65												12.87
Program Components				Factor											
Composition				1.33	3.75	3.25	3.50	3.25	4.00				3.50		
Presentation				1.33	4.25	3.75	3.50	3.25	3.75				3.67		
Skating Skills				1.33	4.00	3.50	3.75	3.50	4.00				3.75		
Judges Total Program Component Score (factored)											14.53				
Deductions:		Falls								-1.00 (1)	-1.00				

Rank	Name	Nation	Starting Number	Total Segment Score	Total Element Score	Total Program Component Score (factored)						Total Deductions			
17	Charlotte WRIGHT	MOR	11	25.91	13.04	13.87						-1.00			
#	Executed Elements	Info	Base Value	GOE	J1	J2	J3	J4	J5	J6	J7	J8	J9	Ref.	Scores of Panel
1	2Lz+2T		3.40	-0.91	-5	-4	-5	-3	-4						2.49
2	1A*	F	0.00	0.00	-	-	-	-	-						0.00
3	FCSp		0.00	0.00	-	-	-	-	-						0.00
4	StSq2		2.60	-0.09	-1	-1	0	0	1						2.51
5	2Lo	x	1.87	0.00	1	0	0	0	0						1.87
6	SSp4		2.50	0.17	0	1	0	1	1						2.67
7	CCoSp4		3.50	0.00	-1	0	-1	1	1						3.50
			13.87												13.04
Program Components				Factor											
Composition				1.33	3.75	2.75	3.25	3.25	3.75				3.42		
Presentation				1.33	3.75	3.50	3.50	3.50	3.50				3.50		
Skating Skills				1.33	3.50	3.00	3.50	3.50	3.50				3.50		
Judges Total Program Component Score (factored)											13.87				
Deductions:		Falls								-1.00 (1)	-1.00				

Rank	Name	Nation	Starting Number	Total Segment Score	Total Element Score	Total Program Component Score (factored)						Total Deductions			
18	Arcadia WARD	KIR	4	24.92	12.17	14.75						-2.00			
#	Executed Elements	Info	Base Value	GOE	J1	J2	J3	J4	J5	J6	J7	J8	J9	Ref.	Scores of Panel
1	2A<	F	2.64	-1.32	-5	-5	-5	-5	-5						1.32
2	2F+COMBO	F	1.80	-0.90	-5	-5	-5	0	-5						0.90
3	FCSp2		2.30	0.00	0	-1	0	0	0						2.30
4	2Lo		1.70	-0.51	-2	-3	-3	-3	-3						1.19
5	StSq1		1.80	0.12	-1	1	1	0	1						1.92
6	CCoSp2		2.50	0.08	0	2	0	0	1						2.58
7	LSp2		1.90	0.06	0	1	-2	1	0						1.96
			14.64												12.17
Program Components				Factor											
Composition				1.33	4.25	3.75	3.50	3.75	3.75				3.75		
Presentation				1.33	4.00	4.25	3.50	3.50	3.25				3.67		
Skating Skills				1.33	4.25	3.75	3.50	3.75	3.50				3.67		
Judges Total Program Component Score (factored)											14.75				
Deductions:		Falls								-2.00 (2)	-2.00				

JUDGES DETAILS PER SKATER JUNIOR WOMEN SHORT PROGRAM

Rank	Name	Nation	Starting Number	Total Segment Score	Total Element Score	Total Program Component Score (factored)						Total Deductions				
19	Holly TIGHE	SHE	14	23.52	11.34	13.18						-1.00				
#	Executed Elements	Info	Base Value	GOE	J1	J2	J3	J4	J5	J6	J7	J8	J9	Ref.	Scores of Panel	
1	2A<	F	2.64	-1.32	-5	-5	-5	-5	-5						1.32	
2	2Lo		1.70	0.17	2	1	1	1	1						1.87	
3	SSp3		2.10	0.35	3	2	1	1	2						2.45	
4	2Lz!+2T	!	3.40	-0.21	-1	-1	-2	-1	-1						3.19	
5	FCSp		0.00	0.00	-	-	-	-	-						0.00	
6	StSq2		2.60	-0.09	-1	1	0	-1	0						2.51	
7	CCoSp		0.00	0.00	-	-	-	-	-						0.00	
			12.44												11.34	
Program Components				Factor												
Composition				1.33	4.00	2.50	3.25	3.25	3.25							3.25
Presentation				1.33	3.75	3.00	3.25	3.00	3.00							3.08
Skating Skills				1.33	4.00	2.75	3.50	3.75	3.50							3.58
Judges Total Program Component Score (factored)															13.18	
Deductions:				Falls	-1.00 (1)							-1.00				

Rank	Name	Nation	Starting Number	Total Segment Score	Total Element Score	Total Program Component Score (factored)						Total Deductions				
20	Mia JOHNSTONE	OLY	3	23.42	11.01	14.41						-2.00				
#	Executed Elements	Info	Base Value	GOE	J1	J2	J3	J4	J5	J6	J7	J8	J9	Ref.	Scores of Panel	
1	1A<<*	F	0.00	0.00	-	-	-	-	-						0.00	
2	2Lo		1.70	0.17	2	1	1	1	1						1.87	
3	SSp3		2.10	0.35	2	2	1	1	2						2.45	
4	2F+COMBO	F	1.80	-0.90	-5	-5	-5	-5	-5						0.90	
5	FCSpB		1.60	-0.75	-5	-5	-5	-4	-4						0.85	
6	StSq1		1.80	-0.06	-1	-1	-1	1	1						1.74	
7	CCoSp3		3.00	0.20	0	1	0	1	1						3.20	
			12.00												11.01	
Program Components				Factor												
Composition				1.33	4.00	3.50	3.25	3.75	4.00							3.75
Presentation				1.33	3.25	3.00	3.25	3.50	3.75							3.33
Skating Skills				1.33	3.75	3.25	3.50	4.00	4.25							3.75
Judges Total Program Component Score (factored)															14.41	
Deductions:				Falls	-2.00 (2)							-2.00				

Rank	Name	Nation	Starting Number	Total Segment Score	Total Element Score	Total Program Component Score (factored)						Total Deductions				
21	Ruby BOYD	MOR	13	23.15	10.17	12.98						0.00				
#	Executed Elements	Info	Base Value	GOE	J1	J2	J3	J4	J5	J6	J7	J8	J9	Ref.	Scores of Panel	
1	2Lz+COMBO		2.10	-1.05	-5	-5	-5	-5	-5						1.05	
2	1Aq*	*	0.00	0.00	-	-	-	-	-						0.00	
3	FCSp2		2.30	-0.23	-1	-1	0	-1	-1						2.07	
4	SSp2		1.60	0.11	1	1	0	1	0						1.71	
5	StSqB		1.50	-0.20	-3	-1	-1	-2	-1						1.30	
6	2Lo	x	1.87	-0.11	-1	0	-1	0	-1						1.76	
7	CCoSp4V		2.63	-0.35	-2	-2	0	-1	-1						2.28	
			12.00												10.17	
Program Components				Factor												
Composition				1.33	3.25	2.75	3.00	3.00	3.50							3.08
Presentation				1.33	3.50	3.25	3.25	3.00	3.00							3.17
Skating Skills				1.33	3.75	3.00	3.50	3.25	3.75							3.50
Judges Total Program Component Score (factored)															12.98	
Deductions:												0.00				

JUDGES DETAILS PER SKATER JUNIOR WOMEN SHORT PROGRAM

Rank	Name	Nation	Starting Number	Total Segment Score	Total Element Score	Total Program Component Score (factored)						Total Deductions				
22	Taylor McLEOD	E.K	23	20.78	7.71	14.07						-1.00				
#	Executed Elements	Info	Base Value	GOE	J1	J2	J3	J4	J5	J6	J7	J8	J9	Ref.	Scores of Panel	
1	2Lz+COMBO	F	2.10	-1.05	-5	-5	-5	-5	-5						1.05	
2	1A*	*	0.00	0.00	-	-	-	-	-						0.00	
3	FCSp1		1.90	-0.44	-3	-3	-2	-1	-2						1.46	
4	CCoSp		0.00	0.00	-	-	-	-	-						0.00	
5	SSp2		1.60	0.16	0	1	1	1	2						1.76	
6	StSqB		1.50	-0.10	-1	-3	0	-1	0						1.40	
7	2Lo	x	1.87	0.17	1	1	1	1	1						2.04	
			8.97												7.71	
Program Components				Factor												
Composition				1.33	3.75	2.75	3.50	3.50	3.75							3.58
Presentation				1.33	3.75	3.00	3.00	3.50	3.50							3.33
Skating Skills				1.33	4.00	3.25	3.50	3.75	3.75							3.67
Judges Total Program Component Score (factored)															14.07	
Deductions:		Falls	-1.00 (1)											-1.00		

Rank	Name	Nation	Starting Number	Total Segment Score	Total Element Score	Total Program Component Score (factored)						Total Deductions				
23	Tamaya LEE	ROM	24	20.57	8.94	11.63						0.00				
#	Executed Elements	Info	Base Value	GOE	J1	J2	J3	J4	J5	J6	J7	J8	J9	Ref.	Scores of Panel	
1	1Lz!*+COMBO	*	0.00	0.00	-	-	-	-	-						0.00	
2	2A<<	<<	1.10	-0.55	-5	-5	-5	-5	-5						0.55	
3	SSp3		2.10	0.00	0	0	0	0	2						2.10	
4	2Lo	x	1.87	-0.28	-2	-2	-2	-1	-1						1.59	
5	StSqB		1.50	-0.15	-1	-3	0	-1	-1						1.35	
6	FCSp1		1.90	-0.38	-3	-1	-4	-2	0						1.52	
7	CCoSp2		2.50	-0.67	-3	-2	-3	-3	-2						1.83	
			10.97												8.94	
Program Components				Factor												
Composition				1.33	3.50	2.25	2.75	3.00	3.50							3.08
Presentation				1.33	2.75	2.25	2.25	2.75	3.25							2.58
Skating Skills				1.33	3.50	2.50	3.00	3.00	3.25							3.08
Judges Total Program Component Score (factored)															11.63	
Deductions:															0.00	

Legend:							
#	Sequence number	GOE	Grade of Execution	Jx	Judges (x=1-9)	Ref.	Referee
*	Invalid element	e	Wrong edge	<	Under-rotated jump	<<	Downgraded jump
x	Credit for highlight distribution, base value multiplied by 1.1			!	Not clear edge	F	Fall
q	Jump landed on the quarter						

RESULTS

JUNIOR WOMEN FREE SKATING

Pl.	Name Club	Nation	Total Segment Score
1	Alexa SEVERN Nottingham	NOT	86.85
2	Emma LYONS Dundee	DDE	72.63
3	Alana PANG Ice Sheffield	SHE	71.87
4	Rebecca GEDDES Magnum	MAG	66.05
5	Molly ROBOTHAM Deeside	DEE	65.86
6	Halah THOMAS Oxford	OXF	65.48
7	Saskia ZAINCHKOVSKAYA Lee Valley	LVL	64.77
8	Freya HANCOCK Ice Sheffield	SHE	63.60
9	Lucy MURRAY Kyle	KYL	62.79
10	Fujino ALEXANDER Swindon	SWI	62.52
11	Arabella SEAR-WATKINS Oxford	OXF	61.23
12	Sarah TUNNICLIFFE East Kilbride	E.K	59.22
13	Holly TIGHE Ice Sheffield	SHE	57.76
14	Charlotte WRIGHT Moray	MOR	56.70
15	Tallulah BOWERS Romford	ROM	55.76
16	Hannah ROBERTSON Kirkcaldy	KIR	55.41
17	Isabel BARNES Deeside	DEE	55.02
18	Mia JOHNSTONE Olympia	OLY	52.78
19	Tamaya LEE Romford	ROM	51.43
20	Arcadia WARD Kirkcaldy	KIR	49.75
21	Ruby BOYD Moray	MOR	43.84
Withdrawn			
	Taylor McLEOD Moray	E.K	WD
	Natasha HERBERT Moray	OLY	WD



British Figure Skating Championships 2022

RESULTS

JUNIOR WOMEN FREE SKATING

A handwritten signature in blue ink, appearing to read "A. Sarbanoglu".

Ms. Almila ARIKAN SARBANOGLU, AAS

Referee

A handwritten signature in blue ink, appearing to read "R. Grange".

Mr. Richard GRAINGE, R.G

Technical Controller

Legend:

WD Withdrawn

RESULTS

JUNIOR WOMEN

Pl. Name	Nation	Total Score	SP	FS
1 Alexa SEVERN	NOT	132.38	1	1
2 Alana PANG	SHE	113.17	2	3
3 Emma LYONS	DDE	112.80	3	2
4 Molly ROBOTHAM	DEE	102.98	4	5
5 Saskia ZAINCHKOVSKAYA	LVL	99.34	7	7
6 Arabella SEAR-WATKINS	OXF	97.88	5	11
7 Lucy MURRAY	KYL	97.47	6	9
8 Rebecca GEDDES	MAG	97.00	12	4
9 Halah THOMAS	OXF	96.57	11	6
10 Freya HANCOCK	SHE	96.27	10	8
11 Sarah TUNNICLIFFE	E.K	93.04	9	12
12 Tallulah BOWERS	ROM	89.89	8	15
13 Fujino ALEXANDER	SWI	89.10	15	10
14 Isabel BARNES	DEE	84.30	14	17
15 Charlotte WRIGHT	MOR	82.61	17	14
16 Hannah ROBERTSON	KIR	81.81	16	16
17 Holly TIGHE	SHE	81.28	19	13
18 Mia JOHNSTONE	OLY	76.20	20	18
19 Arcadia WARD	KIR	74.67	18	20
20 Tamaya LEE	ROM	72.00	23	19
21 Ruby BOYD	MOR	66.99	21	21
Withdrawn				
Natasha HERBERT	OLY	29.28	13	WD
Taylor McLEOD	E.K	20.78	22	WD
Withdrawn				
Angelica ALEXANDER	NOT			



Ms. Almila ARIKAN SARBANOGLU, AAS
Referee



Mr. Richard GRAINGE, R.G
Technical Controller

Legend:						
FS	Free Skating	SP	Short Program	WD	Withdrawn	Pl. Place

JUDGES DETAILS PER SKATER JUNIOR WOMEN FREE SKATING

Rank	Name	Nation	Starting Number	Total Segment Score	Total Element Score	Total Program Component Score (factored)						Total Deductions				
1	Alexa SEVERN	NOT	23	86.85	43.03	43.82						0.00				
#	Executed Elements	Info	Base Value	GOE	J1	J2	J3	J4	J5	J6	J7	J8	J9	Ref.	Scores of Panel	
1	3Lo		4.90	-1.14	-3	-2	-3	-2	-2						3.76	
2	3T		4.20	0.00	0	0	0	0	-1						4.20	
3	3S+2T		5.60	0.00	0	0	-1	0	0						5.60	
4	3S		4.30	0.00	0	0	0	0	1						4.30	
5	2Aq	q	3.30	-0.66	-2	-2	-2	1	-2						2.64	
6	2A+2T		4.60	0.11	0	0	0	1	1						4.71	
7	FCSp2		2.30	0.08	1	1	0	0	0						2.38	
8	SSp3		2.10	0.42	2	1	2	2	2						2.52	
9	2Lz+1Eu+2F	x	4.84	0.35	2	1	1	2	2						5.19	
10	CCoSp4		3.50	0.23	1	-1	1	1	0						3.73	
11	ChSq1		3.00	1.00	2	2	1	3	2						4.00	
			42.64												43.03	
Program Components			Factor													
Composition			2.67	5.75	5.00	5.00	5.75	5.25								5.33
Presentation			2.67	5.50	5.75	5.25	5.50	6.00								5.58
Skating Skills			2.67	5.25	5.75	5.00	5.75	5.50								5.50
Judges Total Program Component Score (factored)																43.82

Deductions:

0.00

Rank	Name	Nation	Starting Number	Total Segment Score	Total Element Score	Total Program Component Score (factored)						Total Deductions				
2	Emma LYONS	DDE	21	72.63	32.82	39.81						0.00				
#	Executed Elements	Info	Base Value	GOE	J1	J2	J3	J4	J5	J6	J7	J8	J9	Ref.	Scores of Panel	
1	2A		3.30	0.77	3	4	2	2	2						4.07	
2	2A		3.30	0.22	2	0	0	1	1						3.52	
3	3S<	<	3.44	-1.72	-5	-5	-5	-5	-5						1.72	
4	FCCoSp3V		2.25	0.30	2	2	1	1	1						2.55	
5	2F+2T		3.10	0.18	1	0	1	1	1						3.28	
6	2Lze+1Eu+2S	e	3.83	-0.56	-3	-4	-4	-3	-3						3.27	
7	ChSq1		3.00	0.50	1	2	0	1	1						3.50	
8	2Lo+2T	x	3.30	0.06	1	1	-1	1	-2						3.36	
9	1F	x	0.55	0.00	0	0	0	-1	0						0.55	
10	CCoSp4		3.50	0.58	2	1	2	1	2						4.08	
11	SSp4		2.50	0.42	1	2	1	2	2						2.92	
			32.07												32.82	
Program Components			Factor													
Composition			2.67	4.75	5.00	4.75	4.75	5.00								4.83
Presentation			2.67	5.25	5.25	5.00	4.75	4.75								5.00
Skating Skills			2.67	5.25	5.25	4.75	5.00	5.00								5.08
Judges Total Program Component Score (factored)																39.81

Deductions:

0.00

JUDGES DETAILS PER SKATER JUNIOR WOMEN FREE SKATING

Rank	Name	Nation	Starting Number	Total Segment Score	Total Element Score	Total Program Component Score (factored)						Total Deductions			
3	Alana PANG	SHE	22	71.87	31.82	40.05						0.00			
#	Executed Elements	Info	Base Value	GOE	J1	J2	J3	J4	J5	J6	J7	J8	J9	Ref.	Scores of Panel
1	2A<	<	2.64	-0.79	-3	-3	-5	-2	-3						1.85
2	2F+2Lo		3.50	0.00	0	0	0	1	0						3.50
3	2Lz+2Lo		3.80	0.21	1	0	1	1	1						4.01
4	LSp4		2.70	0.54	2	2	1	2	2						3.24
5	2Lz+1Eu+2Fq	q	4.40	-0.63	-2	-3	-3	-3	-3						3.77
6	2S		1.30	0.00	0	0	1	0	0						1.30
7	FSSp4		3.00	0.10	1	0	0	0	1						3.10
8	ChSq1		3.00	1.17	3	2	1	2	3						4.17
9	2S		1.43	x 0.04	0	0	1	1	0						1.47
10	1A		1.21	x 0.00	0	0	0	1	0						1.21
11	CCoSp4		3.50	0.70	2	2	2	1	2						4.20
			30.48												31.82
Program Components				Factor											
Composition				2.67	5.25	4.75	4.25	5.00	5.25					5.00	
Presentation				2.67	5.00	5.50	4.75	5.25	5.25					5.17	
Skating Skills				2.67	4.75	4.75	4.50	5.00	5.00					4.83	
Judges Total Program Component Score (factored)												40.05			
Deductions:												0.00			
Rank	Name	Nation	Starting Number	Total Segment Score	Total Element Score	Total Program Component Score (factored)						Total Deductions			
4	Rebecca GEDDES	MAG	12	66.05	31.21	35.84						-1.00			
#	Executed Elements	Info	Base Value	GOE	J1	J2	J3	J4	J5	J6	J7	J8	J9	Ref.	Scores of Panel
1	2Lz!	!	2.10	0.00	1	-1	-1	1	0						2.10
2	2F+2Lo		3.50	0.18	2	0	1	1	1						3.68
3	3S<	F	3.44	-1.72	-5	-5	-5	-5	-5						1.72
4	2Lz!+2T	!	3.40	-0.14	0	-1	-1	0	-1						3.26
5	FCCoSp3		3.00	0.00	1	1	0	-1	-1						3.00
6	ChSq1		3.00	0.50	2	1	1	1	0						3.50
7	2F+1Eu+2S		3.96	x 0.18	2	0	1	1	1						4.14
8	1A		1.21	x 0.00	0	0	0	0	0						1.21
9	2Lo		1.87	x 0.00	0	0	0	1	0						1.87
10	CCoSp4		3.50	0.23	0	1	1	1	0						3.73
11	SSp4		2.50	0.50	3	2	0	2	2						3.00
			31.48												31.21
Program Components				Factor											
Composition				2.67	5.00	4.75	4.25	4.50	4.00					4.50	
Presentation				2.67	4.75	4.75	4.00	4.25	4.25					4.42	
Skating Skills				2.67	4.75	4.75	4.25	4.00	4.50					4.50	
Judges Total Program Component Score (factored)												35.84			
Deductions:												-1.00			
Falls												(1)			

JUDGES DETAILS PER SKATER JUNIOR WOMEN FREE SKATING

Rank	Name	Nation	Starting Number	Total Segment Score	Total Element Score	Total Program Component Score (factored)						Total Deductions				
5	Molly ROBOTHAM	DEE	20	65.86	30.45	37.41						-2.00				
#	Executed Elements	Info	Base Value	GOE	J1	J2	J3	J4	J5	J6	J7	J8	J9	Ref.	Scores of Panel	
1	LSp2		1.90	0.38	2	2	2	3	2						2.28	
2	3Sq	F	4.30	-2.15	-5	-5	-5	-5	-5						2.15	
3	ChSq1		3.00	0.33	1	2	0	1	0						3.33	
4	2A+2T+2Lo		6.30	0.00	0	0	0	1	0						6.30	
5	2A<	<	2.64	-0.79	-3	-2	-5	-2	-4						1.85	
6	FCSpB		1.60	0.16	1	2	1	1	0						1.76	
7	3S<+REP	F	2.41	-1.72	-5	-5	-5	-5	-5						0.69	
8	2F+2T		3.41	x 0.06	1	0	0	1	0						3.47	
9	2F		1.98	x 0.00	0	0	0	0	0						1.98	
10	2Lze+2Loq	e	3.72	x -0.68	-4	-5	-4	-4	-4						3.04	
11	CCoSp3		3.00	0.60	2	2	1	2	2						3.60	
			34.26												30.45	
Program Components				Factor												
Composition				2.67	4.50	5.25	4.00	5.00	4.50							4.67
Presentation				2.67	5.00	5.50	3.75	4.75	4.25							4.67
Skating Skills				2.67	4.75	5.25	4.25	4.75	4.50							4.67
Judges Total Program Component Score (factored)														37.41		
Deductions:		Falls			-2.00 (2)								-2.00			

Rank	Name	Nation	Starting Number	Total Segment Score	Total Element Score	Total Program Component Score (factored)						Total Deductions				
6	Halah THOMAS	OXF	13	65.48	29.43	36.05						0.00				
#	Executed Elements	Info	Base Value	GOE	J1	J2	J3	J4	J5	J6	J7	J8	J9	Ref.	Scores of Panel	
1	2S		1.30	0.26	3	2	2	2	1						1.56	
2	2F+2Lo		3.50	0.24	2	1	1	2	0						3.74	
3	2Lz+2T+2Loq	q	5.10	-0.49	-2	-2	-4	-2	-3						4.61	
4	FSSp2		2.30	-0.31	1	-2	-2	-2	0						1.99	
5	1A		1.10	0.11	1	1	1	1	0						1.21	
6	2F		1.98	x 0.30	2	0	2	2	1						2.28	
7	CCoSp4		3.50	0.70	2	2	2	2	2						4.20	
8	2Lz+2T		3.74	x -0.28	-2	-2	-1	0	-1						3.46	
9	1A		1.21	x 0.07	1	1	1	0	0						1.28	
10	LSp1		1.50	0.10	1	1	0	0	1						1.60	
11	ChSq1		3.00	0.50	2	2	1	0	-1						3.50	
			28.23												29.43	
Program Components				Factor												
Composition				2.67	4.75	5.75	4.25	4.25	4.50							4.50
Presentation				2.67	4.50	5.75	4.00	4.00	4.25							4.25
Skating Skills				2.67	5.25	5.50	4.50	4.50	4.50							4.75
Judges Total Program Component Score (factored)														36.05		
Deductions:															0.00	

JUDGES DETAILS PER SKATER JUNIOR WOMEN FREE SKATING

Rank	Name	Nation	Starting Number	Total Segment Score	Total Element Score	Total Program Component Score (factored)							Total Deductions		
7	Saskia ZAINCHKOVSKAYA	LVL	17	64.77	31.39	33.38							0.00		
#	Executed Elements	Info	Base Value	GOE	J1	J2	J3	J4	J5	J6	J7	J8	J9	Ref.	Scores of Panel
1	2A		3.30	0.33	1	2	1	0	1						3.63
2	2A		3.30	-1.10	-3	-4	-3	-4	-3						2.20
3	2F+2T		3.10	0.06	0	0	0	1	1						3.16
4	2F+1A+1A+SEQ		4.00	0.24	1	1	1	2	2						4.24
5	CCSp3		2.80	0.00	0	0	0	0	1						2.80
6	2Lo+2T		3.30	x	0	0	-1	1	0						3.30
7	2Lz		2.31	x	0	0	0	0	0						2.31
8	1Lz		0.66	x	-1	0	0	0	0						0.66
9	FSSp3		2.60	0.09	2	1	0	0	0						2.69
10	ChSq1		3.00	0.50	1	2	1	0	1						3.50
11	CCoSp3		3.00	-0.10	-2	0	0	0	-1						2.90
			31.37												31.39
Program Components				Factor											
Composition				2.67	4.00	3.75	3.75	4.00	4.25					3.92	
Presentation				2.67	4.25	4.75	3.75	4.25	4.50					4.33	
Skating Skills				2.67	4.00	4.50	4.00	4.25	4.50					4.25	
Judges Total Program Component Score (factored)												33.38			
Deductions:												0.00			
Rank	Name	Nation	Starting Number	Total Segment Score	Total Element Score	Total Program Component Score (factored)							Total Deductions		
8	Freya HANCOCK	SHE	14	63.60	28.58	36.02							-1.00		
#	Executed Elements	Info	Base Value	GOE	J1	J2	J3	J4	J5	J6	J7	J8	J9	Ref.	Scores of Panel
1	2Aq	F	3.30	-1.65	-5	-5	-5	-5	-5						1.65
2	LSp2		1.90	0.38	0	2	2	2	2						2.28
3	2Lo+1Eu+2F		4.00	0.18	2	0	1	1	1						4.18
4	2S		1.30	0.13	1	0	1	1	1						1.43
5	2Lz!	!	2.10	-0.49	-3	-2	-3	-2	-2						1.61
6	2Lo		1.87	x	2	0	1	1	1						2.04
7	ChSq1		3.00	-0.33	-1	1	-1	0	-1						2.67
8	2F+2T		3.41	x	-1	-2	0	0	0						3.35
9	FSSp4		3.00	0.30	1	1	1	1	1						3.30
10	2Lz!	!	2.31	x	-1	-1	-2	-1	-1						2.10
11	CCoSp4		3.50	0.47	0	2	1	2	1						3.97
			29.69												28.58
Program Components				Factor											
Composition				2.67	4.25	4.50	4.50	3.75	4.25					4.33	
Presentation				2.67	4.25	5.00	4.75	4.50	4.50					4.58	
Skating Skills				2.67	4.50	4.75	4.50	4.25	4.75					4.58	
Judges Total Program Component Score (factored)												36.02			
Deductions:												-1.00			
Falls												-1.00 (1)			

JUDGES DETAILS PER SKATER JUNIOR WOMEN FREE SKATING

Rank	Name	Nation	Starting Number	Total Segment Score	Total Element Score	Total Program Component Score (factored)						Total Deductions				
9	Lucy MURRAY	KYL	18	62.79	29.42	33.37						0.00				
#	Executed Elements	Info	Base Value	GOE	J1	J2	J3	J4	J5	J6	J7	J8	J9	Ref.	Scores of Panel	
1	2Lo		1.70	0.23	2	1	1	2	1						1.93	
2	1A		1.10	0.07	1	0	1	1	0						1.17	
3	2Lz+2T		3.40	0.00	0	-1	0	0	0						3.40	
4	CCoSp3		3.00	0.10	0	1	0	0	1						3.10	
5	2F+2T		3.10	0.06	0	0	0	1	1						3.16	
6	2Lo		1.70	0.17	1	1	1	1	1						1.87	
7	2F		1.98	x 0.18	2	0	1	1	1						2.16	
8	2Lz+1Eu+1S		3.30	x -0.14	0	-1	-1	-1	0						3.16	
9	FSSp4		3.00	0.30	1	1	1	1	1						3.30	
10	ChSq1		3.00	0.17	0	1	1	0	-1						3.17	
11	FCCoSp3		3.00	0.00	0	0	0	1	-1						3.00	
			28.28												29.42	
Program Components			Factor													
Composition			2.67	4.00	4.25	3.50	3.75	4.50							4.00	
Presentation			2.67	4.50	4.25	3.75	3.75	4.25							4.08	
Skating Skills			2.67	4.50	4.50	4.25	4.00	4.75							4.42	
Judges Total Program Component Score (factored)																33.37

Deductions:

0.00

Rank	Name	Nation	Starting Number	Total Segment Score	Total Element Score	Total Program Component Score (factored)						Total Deductions				
10	Fujino ALEXANDER	SWI	9	62.52	26.47	36.05						0.00				
#	Executed Elements	Info	Base Value	GOE	J1	J2	J3	J4	J5	J6	J7	J8	J9	Ref.	Scores of Panel	
1	2A+1A+SEQ		4.40	0.22	1	1	-1	0	1						4.62	
2	2F+2T		3.10	-0.12	-2	0	0	-1	-1						2.98	
3	2A		3.30	-0.99	-3	-3	-3	-3	-3						2.31	
4	FCCoSp2		2.50	0.25	2	1	1	1	1						2.75	
5	2Lz		2.10	-1.05	-5	-5	-5	-5	-5						1.05	
6	2F+2T*+1A*+SEQ+REP	*	1.39	x -0.06	-2	0	0	-1	0						1.33	
7	CCoSp2V		1.88	0.13	1	1	1	0	0						2.01	
8	2Lo		1.87	x 0.17	1	0	1	1	1						2.04	
9	2S		1.43	x 0.00	-1	0	0	0	0						1.43	
10	ChSq1		3.00	0.50	1	1	1	1	1						3.50	
11	SSp3		2.10	0.35	2	2	1	2	1						2.45	
			27.07												26.47	
Program Components			Factor													
Composition			2.67	4.75	4.50	4.25	4.00	4.50							4.42	
Presentation			2.67	5.25	5.00	4.50	4.00	4.25							4.58	
Skating Skills			2.67	4.50	4.50	4.50	4.25	4.75							4.50	
Judges Total Program Component Score (factored)																36.05

Deductions:

0.00

JUDGES DETAILS PER SKATER JUNIOR WOMEN FREE SKATING

Rank	Name	Nation	Starting Number	Total Segment Score	Total Element Score	Total Program Component Score (factored)						Total Deductions			
11	Arabella SEAR-WATKINS	OXF	19	61.23	29.22	32.01						0.00			
#	Executed Elements	Info	Base Value	GOE	J1	J2	J3	J4	J5	J6	J7	J8	J9	Ref.	Scores of Panel
1	2Lz		2.10	0.00	0	0	0	0	1						2.10
2	2A		3.30	0.00	0	0	0	0	0						3.30
3	1Lo+2T		1.80	0.00	-1	0	0	0	0						1.80
4	LSp4		2.70	0.72	3	2	2	3	3						3.42
5	3Lo<<	<<	1.70	-0.85	-5	-5	-5	-5	-5						0.85
6	2Lz		2.31	x 0.00	0	0	0	0	-1						2.31
7	1A+2T		2.64	x 0.00	0	0	0	0	0						2.64
8	FCSp2		2.30	0.15	1	0	0	1	1						2.45
9	ChSq1		3.00	0.33	0	1	1	0	1						3.33
10	2A+1Eu+2Fe	e	5.76	x -0.99	-3	-4	-3	-2	-3						4.77
11	CCoSp3V		2.25	0.00	-1	1	0	0	0						2.25
			29.86												29.22
Program Components				Factor											
Composition				2.67	3.75	4.00	3.75	4.50	4.50					4.08	
Presentation				2.67	3.50	3.00	3.50	3.75	3.75					3.58	
Skating Skills				2.67	4.25	4.25	4.50	4.25	4.75					4.33	
Judges Total Program Component Score (factored)												32.01			

Deductions:

0.00

Rank	Name	Nation	Starting Number	Total Segment Score	Total Element Score	Total Program Component Score (factored)						Total Deductions			
12	Sarah TUNNICLIFFE	E.K	15	59.22	26.76	32.46						0.00			
#	Executed Elements	Info	Base Value	GOE	J1	J2	J3	J4	J5	J6	J7	J8	J9	Ref.	Scores of Panel
1	2Lo		1.70	0.00	0	0	0	0	0						1.70
2	FCCoSp3		3.00	0.10	0	1	0	1	0						3.10
3	2Lze	e	1.68	-0.45	-2	-3	-2	-3	-3						1.23
4	2F		1.80	0.12	1	0	0	1	1						1.92
5	2S+1A+2T+SEQ		3.70	0.00	0	-1	0	0	0						3.70
6	2Lze+2T	e	3.28	x -0.45	-2	-3	-2	-3	-3						2.83
7	ChSq1		3.00	0.33	1	1	0	0	1						3.33
8	2F+1A*+SEQ+REP	*	1.39	x 0.00	1	0	0	0	0						1.39
9	2Lo		1.87	x 0.00	1	0	0	0	0						1.87
10	CCoSp4		3.50	-0.12	0	-1	-1	0	1						3.38
11	SSp3		2.10	0.21	0	1	1	1	1						2.31
			27.02												26.76
Program Components				Factor											
Composition				2.67	4.00	4.25	4.00	3.75	4.25					4.08	
Presentation				2.67	4.25	4.50	3.75	3.50	4.25					4.08	
Skating Skills				2.67	4.25	4.00	3.75	3.75	4.50					4.00	
Judges Total Program Component Score (factored)												32.46			

Deductions:

0.00

JUDGES DETAILS PER SKATER JUNIOR WOMEN FREE SKATING

Rank	Name	Nation	Starting Number	Total Segment Score	Total Element Score	Total Program Component Score (factored)						Total Deductions			
13	Holly TIGHE	SHE	5	57.76	26.81	30.95						0.00			
#	Executed Elements	Info	Base Value	GOE	J1	J2	J3	J4	J5	J6	J7	J8	J9	Ref.	Scores of Panel
1	2Lz		2.10	0.21	2	1	0	1	1						2.31
2	2F+1Eu+2S		3.60	-0.30	-2	-1	-1	-2	-2						3.30
3	1A		1.10	0.00	0	1	0	0	0						1.10
4	2Lo+2T		3.00	0.06	1	0	0	1	0						3.06
5	SSp3		2.10	0.00	0	1	0	0	0						2.10
6	2Lo	x	1.87	0.11	1	0	0	1	1						1.98
7	FCSp2		2.30	-0.31	-1	-2	-2	-1	-1						1.99
8	ChSq1		3.00	-0.17	-1	1	-1	0	0						2.83
9	2Lz+2T		3.74	0.00	1	0	0	0	0						3.74
10	2F	x	1.98	-0.18	-1	-1	0	-1	-1						1.80
11	CCoSp3		3.00	-0.40	-1	-2	-1	-1	-2						2.60
			27.79												26.81
Program Components			Factor												
Composition			2.67	3.75	4.25	3.25	3.00	4.00							3.67
Presentation			2.67	4.00	4.75	3.50	3.00	4.25							3.92
Skating Skills			2.67	4.25	4.50	3.75	3.25	4.00							4.00
Judges Total Program Component Score (factored)													30.95		

Deductions:

0.00

Rank	Name	Nation	Starting Number	Total Segment Score	Total Element Score	Total Program Component Score (factored)						Total Deductions			
14	Charlotte WRIGHT	MOR	7	56.70	25.11	31.59						0.00			
#	Executed Elements	Info	Base Value	GOE	J1	J2	J3	J4	J5	J6	J7	J8	J9	Ref.	Scores of Panel
1	1A		1.10	0.00	0	0	1	0	0						1.10
2	2F+1Lo		2.30	0.00	-1	0	0	0	0						2.30
3	1S+2T		1.70	-0.22	-1	-2	-1	-2	-4						1.48
4	SSp3		2.10	0.14	1	1	0	0	1						2.24
5	ChSq1		3.00	-0.50	-1	-1	-1	1	-1						2.50
6	2Lz+2Lo		3.80	-0.28	-1	-2	-1	1	-2						3.52
7	2F	x	1.98	0.00	0	0	0	0	0						1.98
8	2Lz	x	2.31	0.00	0	0	0	0	-1						2.31
9	2S	x	1.43	-0.04	1	0	0	-1	-1						1.39
10	FCCoSp4		3.50	0.12	1	1	0	-1	0						3.62
11	CCoSp2		2.50	0.17	0	1	1	0	1						2.67
			25.72												25.11
Program Components			Factor												
Composition			2.67	3.75	4.25	3.75	3.75	4.00							3.83
Presentation			2.67	4.25	4.50	4.25	4.00	4.00							4.17
Skating Skills			2.67	4.00	3.50	3.75	4.00	3.75							3.83
Judges Total Program Component Score (factored)													31.59		

Deductions:

0.00

JUDGES DETAILS PER SKATER JUNIOR WOMEN FREE SKATING

Rank	Name	Nation	Starting Number	Total Segment Score	Total Element Score	Total Program Component Score (factored)						Total Deductions				
15	Tallulah BOWERS	ROM	16	55.76	25.17	31.59						-1.00				
#	Executed Elements	Info	Base Value	GOE	J1	J2	J3	J4	J5	J6	J7	J8	J9	Ref.	Scores of Panel	
1	2F		1.80	0.18	1	1	0	2	1						1.98	
2	2S		1.30	0.00	0	0	0	0	0						1.30	
3	2A<	F	2.64	-1.32	-5	-5	-5	-5	-5						1.32	
4	2S		1.30	0.00	0	0	0	1	0						1.30	
5	FCSp1		1.90	0.00	-1	0	0	0	0						1.90	
6	1Lz	x	0.66	-0.04	0	-1	-1	-1	0						0.62	
7	ChSq1		3.00	0.00	0	-2	0	0	0						3.00	
8	2Lz+2T	x	3.74	0.00	0	0	-1	0	0						3.74	
9	2F+2T	x	3.41	0.00	0	0	0	0	0						3.41	
10	SSp4		2.50	0.25	1	1	0	1	1						2.75	
11	CCoSp4		3.50	0.35	1	1	1	1	1						3.85	
			25.75												25.17	
Program Components				Factor												
Composition				2.67	4.25	3.50	3.50	4.00	4.00							3.83
Presentation				2.67	4.00	3.75	3.25	3.75	3.75							3.75
Skating Skills				2.67	4.50	4.25	3.75	4.25	4.25							4.25
Judges Total Program Component Score (factored)												31.59				
Deductions:		Falls			-1.00	(1)							-1.00			

Rank	Name	Nation	Starting Number	Total Segment Score	Total Element Score	Total Program Component Score (factored)						Total Deductions				
16	Hannah ROBERTSON	KIR	8	55.41	23.79	31.62						0.00				
#	Executed Elements	Info	Base Value	GOE	J1	J2	J3	J4	J5	J6	J7	J8	J9	Ref.	Scores of Panel	
1	2S+2Lo		3.00	0.00	1	-1	0	0	0						3.00	
2	2Lze+2T	e	2.98	-0.50	-2	-3	-3	-3	-3						2.48	
3	1A		1.10	0.00	1	0	0	0	0						1.10	
4	FCSp2		2.30	0.00	0	0	-1	0	0						2.30	
5	2Lze	e	1.68	-0.50	-2	-3	-3	-3	-3						1.18	
6	2F+1Eu<<+2S	<<	3.41	-0.60	-2	-3	-3	-4	-4						2.81	
7	ChSq1		3.00	0.17	1	1	0	0	-1						3.17	
8	2T	x	1.43	0.00	0	-1	0	0	0						1.43	
9	CCoSp2		2.50	0.08	1	2	0	0	0						2.58	
10	2F	x	1.98	0.00	-1	0	0	0	0						1.98	
11	SSp2		1.60	0.16	1	1	1	1	2						1.76	
			24.98												23.79	
Program Components				Factor												
Composition				2.67	4.25	4.50	3.50	3.75	3.75							3.92
Presentation				2.67	4.50	4.75	3.50	3.50	4.00							4.00
Skating Skills				2.67	4.25	4.25	3.50	3.50	4.00							3.92
Judges Total Program Component Score (factored)												31.62				
Deductions:															0.00	

JUDGES DETAILS PER SKATER JUNIOR WOMEN FREE SKATING

Rank	Name	Nation	Starting Number	Total Segment Score	Total Element Score	Total Program Component Score (factored)						Total Deductions				
17	Isabel BARNES	DEE	10	55.02	24.74	30.28						0.00				
#	Executed Elements	Info	Base Value	GOE	J1	J2	J3	J4	J5	J6	J7	J8	J9	Ref.	Scores of Panel	
1	2F		1.80	0.36	3	1	1	3	2						2.16	
2	2F+2T		3.10	0.24	2	1	0	2	1						3.34	
3	2Lo		1.70	0.11	1	0	0	1	1						1.81	
4	LSp2		1.90	0.19	0	1	1	2	1						2.09	
5	2S		1.30	-0.17	-3	-1	-1	-1	-2						1.13	
6	CCoSp3V		2.25	0.23	0	1	1	1	1						2.48	
7	ChSq1		3.00	-0.17	0	0	-1	0	-1						2.83	
8	2Lz+2Tq	q	3.74	x -0.91	-4	-5	-5	-3	-4						2.83	
9	1A+1A+SEQ		2.42	x -0.22	-1	-3	-1	-2	-3						2.20	
10	2Lz		2.31	x 0.07	2	0	0	1	0						2.38	
11	FCSpB		1.60	-0.11	0	-1	-1	0	-1						1.49	
			25.12												24.74	
Program Components			Factor													
Composition			2.67	3.50	4.00	3.75	3.75	3.75	3.75	3.75						3.75
Presentation			2.67	4.00	4.25	3.25	3.50	3.50	3.50							3.67
Skating Skills			2.67	4.25	3.75	3.75	4.00	4.00								3.92
Judges Total Program Component Score (factored)																30.28
Deductions:															0.00	
Rank	Name	Nation	Starting Number	Total Segment Score	Total Element Score	Total Program Component Score (factored)						Total Deductions				
18	Mia JOHNSTONE	OLY	4	52.78	22.08	32.70						-2.00				
#	Executed Elements	Info	Base Value	GOE	J1	J2	J3	J4	J5	J6	J7	J8	J9	Ref.	Scores of Panel	
1	1A		1.10	0.11	2	1	1	1	1						1.21	
2	1Lz+2T		1.90	0.00	0	0	0	0	1						1.90	
3	2Lo		1.70	0.17	2	0	1	1	1						1.87	
4	2F		1.80	0.30	2	1	2	2	1						2.10	
5	FSSp4		3.00	0.60	2	2	1	2	2						3.60	
6	2F	F	1.98	x -0.90	-5	-5	-5	-5	-5						1.08	
7	LSp1		1.50	-0.15	-1	-1	-1	-2	0						1.35	
8	2Lz	F	2.31	x -1.05	-5	-5	-5	-5	-5						1.26	
9	2Lo		1.87	x 0.00	0	0	0	0	0						1.87	
10	ChSq1		3.00	0.17	1	1	0	0	-1						3.17	
11	CCoSp2		2.50	0.17	0	1	0	1	1						2.67	
			22.66												22.08	
Program Components			Factor													
Composition			2.67	4.25	4.00	3.75	4.25	4.00	4.00							4.08
Presentation			2.67	3.75	4.25	4.00	4.00	4.00	4.00							4.00
Skating Skills			2.67	4.25	4.50	3.75	3.75	4.50								4.17
Judges Total Program Component Score (factored)																32.70
Deductions: Falls															-2.00 (2)	

JUDGES DETAILS PER SKATER JUNIOR WOMEN FREE SKATING

Rank	Name	Nation	Starting Number	Total Segment Score	Total Element Score	Total Program Component Score (factored)						Total Deductions			
19	Tamaya LEE	ROM	1	51.43	25.71	26.72						-1.00			
#	Executed Elements	Info	Base Value	GOE	J1	J2	J3	J4	J5	J6	J7	J8	J9	Ref.	Scores of Panel
1	2Aq	q	3.30	-1.32	-4	-4	-5	-3	-4						1.98
2	2A<<	F	1.10	-0.55	-5	-5	-5	-5	-5						0.55
3	SSp4		2.50	0.25	1	1	1	0	1						2.75
4	2S		1.30	0.00	1	0	0	0	0						1.30
5	1Lz!	!	0.60	-0.30	-5	-5	-5	-5	-5						0.30
6	FCSp1		1.90	-0.19	-1	0	-1	-1	-2						1.71
7	2Lz!+2Lo+2Loq	!	6.05	x -0.77	-3	-3	-5	-1	-5						5.28
8	2F+2T		3.41	x -0.30	-2	-2	-1	-1	-2						3.11
9	CCoSp4		3.50	-0.23	-1	-1	0	-2	0						3.27
10	ChSq1		3.00	-0.17	1	-1	-1	0	0						2.83
11	2F+2Tq	q	3.41	x -0.78	-3	-5	-5	-2	-5						2.63
			30.07												25.71
Program Components				Factor											
Composition				2.67	3.75	3.25	3.00	2.50	3.25				3.17		
Presentation				2.67	4.00	3.50	2.75	2.75	3.25				3.17		
Skating Skills				2.67	4.00	4.00	3.25	3.00	3.75				3.67		
Judges Total Program Component Score (factored)											26.72				
Deductions:		Falls		-1.00	(1)							-1.00			
Rank	Name	Nation	Starting Number	Total Segment Score	Total Element Score	Total Program Component Score (factored)						Total Deductions			
20	Arcadia WARD	KIR	6	49.75	21.17	29.58						-1.00			
#	Executed Elements	Info	Base Value	GOE	J1	J2	J3	J4	J5	J6	J7	J8	J9	Ref.	Scores of Panel
1	2F		1.80	-0.06	0	-1	0	0	-1						1.74
2	2A<<	F	1.10	-0.55	-5	-5	-5	-5	-5						0.55
3	CCoSp3		3.00	0.30	1	1	1	1	1						3.30
4	2Lzeq+2Lo<	<	3.04	-0.84	-5	-5	-5	-5	-5						2.20
5	2Fq+1Eu+2Sq	q	3.60	-0.84	-4	-5	-5	-4	-5						2.76
6	2Sq+2Lo<	<	2.66	-0.63	-4	-5	-5	-4	-5						2.03
7	FCCoSpBV		1.28	-0.17	-2	-2	-1	-1	-1						1.11
8	ChSq1		3.00	0.33	2	2	0	0	0						3.33
9	2T		1.43	x 0.13	1	1	1	1	-1						1.56
10	1A		1.21	x -0.07	0	-1	0	-1	-1						1.14
11	LSp1		1.50	-0.05	-1	-1	0	0	0						1.45
			23.62												21.17
Program Components				Factor											
Composition				2.67	4.00	4.25	3.75	3.50	3.50				3.75		
Presentation				2.67	3.75	4.75	3.50	3.50	3.50				3.58		
Skating Skills				2.67	4.25	3.75	3.50	3.75	3.75				3.75		
Judges Total Program Component Score (factored)											29.58				
Deductions:		Falls		-1.00	(1)							-1.00			

JUDGES DETAILS PER SKATER JUNIOR WOMEN FREE SKATING

Rank	Name	Nation	Starting Number	Total Segment Score	Total Element Score	Total Program Component Score (factored)	Total Deductions									
21	Ruby BOYD	MOR	3	43.84	20.26	23.58	0.00									
#	Executed Elements	Info	Base Value	GOE	J1	J2	J3	J4	J5	J6	J7	J8	J9	Ref.	Scores of Panel	
1	2S+2Lo		3.00	0.11	1	1	0	1	0						3.11	
2	1Lo		0.50	0.00	0	0	0	0	1						0.50	
3	Lz		0.00	0.00	-	-	-	-	-						0.00	
4	FCCoSp3		3.00	0.10	2	1	0	0	-1						3.10	
5	1F		0.50	-0.02	-1	0	0	-1	0						0.48	
6	1Lz+1T	x	1.10	-0.14	-2	-3	-2	0	-5						0.96	
7	ChSq1		3.00	-0.17	-1	1	0	0	-1						2.83	
8	2S	x	1.43	0.00	0	0	0	1	0						1.43	
9	1A	x	1.21	0.04	0	0	0	1	1						1.25	
10	FSSp4		3.00	0.30	2	1	1	1	1						3.30	
11	CCoSp3		3.00	0.30	1	1	1	1	1						3.30	
			19.74												20.26	
Program Components			Factor													
Composition			2.67	2.50	2.50	2.75	3.00	3.25							2.75	
Presentation			2.67	2.25	3.25	2.25	2.50	3.00							2.58	
Skating Skills			2.67	3.75	3.50	3.25	3.00	3.75							3.50	
Judges Total Program Component Score (factored)																23.58
Deductions:															0.00	

Legend:							
#	Sequence number	GOE	Grade of Execution	Jx	Judges (x=1-9)	Ref.	Referee
*	Invalid element	e	Wrong edge	<	Under-rotated jump	<<	Downgraded jump
x	Credit for highlight distribution, base value multiplied by 1.1			!	Not clear edge	REP	Jump repetition
F	Fall	q	Jump landed on the quarter				

CALCULATION SETUP VERIFICATION FOR REFEREE

Category Junior Men

Event parameter

Software Version	1.6.14.0	Competition Type	National Championship
Elm Xml Version	2223.2	Calculation	ISU Judging System
Sys Elm Xml Version	2223.1	Trimmed Mean	Starts With 5 Judges
		Verification Rules Season	2022-2023

Category parameter

Category type	Singles	Level	Junior
Gender	Man		

Segment Short Program

		checksum element table:	90aa310fbfcc81fba3c5d089923e40a3	
General segment factor	1.00	Program time	2:40 +/- 10 sec.	
Credit for highlight distribution	1.10	Start time 2nd half of program	1:20	
		Verification Rules	ISU Rules	
Program components:	Factor	Deductions:	Entered By	Values
General component factor	1.00			
1: Composition	1.67	1: Costume/Prop violation	Majority	0 -1
2: Presentation	1.67	2: Time violation	Referee	0 -1 -2 -3 -4 -5 -6
3: Skating Skills	1.67	3:		
		4: Illegal element/movement	Technical Panel	0 -2 -4 -6
		5: Falls	Technical Panel	-1 per Fall
		6: Interruption in excess	Referee	0 -1 -2 -3 -4 -5 -6
		7: Interruption with allowance	Referee	0 -5
		8:		
		9:		
		10: Costume failure	Referee	0 -1
		11: Late start	Referee	0 -1

Segment Free Skating

		checksum element table:	90aa310fbfcc81fba3c5d089923e40a3	
General segment factor	1.00	Program time	3:30 +/- 10 sec.	
Credit for highlight distribution	1.10	Start time 2nd half of program	1:45	
		Verification Rules	ISU Rules	
Program components:	Factor	Deductions:	Entered By	Values
General component factor	1.00			
1: Composition	3.33	1: Costume/Prop violation	Majority	0 -1
2: Presentation	3.33	2: Time violation	Referee	0 -1 -2 -3 -4 -5 -6
3: Skating Skills	3.33	3:		
		4: Illegal element/movement	Technical Panel	0 -2 -4 -6
		5: Falls	Technical Panel	-1 per Fall
		6: Interruption in excess	Referee	0 -1 -2 -3 -4 -5 -6
		7: Interruption with allowance	Referee	0 -5
		8:		
		9:		
		10: Costume failure	Referee	0 -1
		11: Late start	Referee	0 -1



Ms. Almila ARIKAN SARBANOGLU

printed: 01.12.2022 19:31

PANEL OF JUDGES

JUNIOR MEN

Officials

Technical Controller	Mr. Richard GRAINGE	R.G
Technical Specialist	Mr. Kevin MARSHALL	K.M
Technical Specialist	Ms. Sarah LOGIE	S.L

Judges

Referee	Ms. Almila ARIKAN SARBANOGLU	AAS
Judge No. 1	Ms. Pam AGUSS	P.A
Judge No. 2	Ms. Mary CHAPMAN	M.C
Judge No. 3	Ms. Patricia HOUGHTON	P.H
Judge No. 4	Ms. Amanda KNIGHT	A.K
Judge No. 5	Mr. Matthew MILLER	M.M

Data/Replay Operator

Data Operator	Ms. Danielle COTON	D.C
Replay Operator	Ms. Sarah DONNELLY	S.D

RESULTS

JUNIOR MEN SHORT PROGRAM

Pl.	Name Club	Nation	Total Segment Score
1	Freddie LEGGOTT National Ice Centre	NOT	63.25
2	Jedidiah LINCOLN Amodio Figure Skating Academy	A.A	60.52
3	Connor BRAY Lee Valley	LVL	54.08
4	Arin YORKE Oxford	OXF	51.56
5	Tao MACRAE Great Park Ice	GPI	44.54
6	Louis GREGORY Romford	ROM	43.11
7	Lucas FITTERER Coventry	COV	40.75
8	Solomon WILLIAMSON National Ice Centre	NOT	37.84
9	Luke WOODTHORPE-SMITH Nottingham	NOT	35.20
10	René BEKTASHI-BROWN Altrincham	ALT	35.15
11	Jacob CASEY Oxford	OXF	32.62
12	Joel KIRBY Whitley Bay/Billingham	WHI	26.40

Ms. Almila ARIKAN SARBANOGLU, AAS

Referee



Mr. Richard GRAINGE, R.G

Technical Controller

JUDGES DETAILS PER SKATER JUNIOR MEN SHORT PROGRAM

Rank	Name	Nation	Starting Number	Total Segment Score	Total Element Score	Total Program Component Score (factored)						Total Deductions			
1	Freddie LEGGOTT	NOT	4	63.25	32.94	31.31						-1.00			
#	Executed Elements	Info	Base Value	GOE	J1	J2	J3	J4	J5	J6	J7	J8	J9	Ref.	Scores of Panel
1	3Lo		4.90	1.47	3	3	2	3	3						6.37
2	3Lz+2T		7.20	0.98	3	2	1	1	2						8.18
3	FCSp3		2.80	0.47	3	1	2	1	2						3.27
4	2A	x	3.63	0.77	3	3	2	2	2						4.40
5	CSSp3		2.60	0.43	2	0	1	2	2						3.03
6	CCoSp4		3.50	0.23	2	0	0	1	1						3.73
7	StSq3		3.30	0.66	3	2	1	2	2						3.96
			27.93												32.94
Program Components				Factor											
Composition				1.67	6.25	6.50	6.50	5.50	6.75				6.42		
Presentation				1.67	6.00	6.25	6.25	6.25	6.50				6.25		
Skating Skills				1.67	6.25	5.75	6.50	6.00	6.00				6.08		
Judges Total Program Component Score (factored)											31.31				
Deductions:				Time violation	-1.00						-1.00				

Rank	Name	Nation	Starting Number	Total Segment Score	Total Element Score	Total Program Component Score (factored)						Total Deductions			
2	Jedidiah LINCOLN	A.A	11	60.52	29.90	30.62						0.00			
#	Executed Elements	Info	Base Value	GOE	J1	J2	J3	J4	J5	J6	J7	J8	J9	Ref.	Scores of Panel
1	3T+2T		5.50	0.84	3	2	2	2	2						6.34
2	3Lo		4.90	0.00	0	0	0	1	0						4.90
3	CCoSp4		3.50	0.47	2	2	-1	0	2						3.97
4	2A	x	3.63	0.77	2	3	2	1	3						4.40
5	FCSp3		2.80	0.19	0	1	0	1	1						2.99
6	StSq3		3.30	0.88	3	3	2	3	2						4.18
7	CSSp3		2.60	0.52	2	2	1	2	2						3.12
			26.23												29.90
Program Components				Factor											
Composition				1.67	5.50	6.50	6.50	6.25	6.00				6.25		
Presentation				1.67	5.75	6.75	6.75	5.75	6.25				6.25		
Skating Skills				1.67	5.75	6.25	6.75	5.50	5.50				5.83		
Judges Total Program Component Score (factored)											30.62				
Deductions:											0.00				

Rank	Name	Nation	Starting Number	Total Segment Score	Total Element Score	Total Program Component Score (factored)						Total Deductions			
3	Connor BRAY	LVL	7	54.08	28.05	26.03						0.00			
#	Executed Elements	Info	Base Value	GOE	J1	J2	J3	J4	J5	J6	J7	J8	J9	Ref.	Scores of Panel
1	3T+3T		8.40	1.26	3	3	2	3	3						9.66
2	3Lo		4.90	0.65	1	0	1	2	2						5.55
3	FCSp1		1.90	0.06	1	0	0	0	1						1.96
4	CSSp3		2.60	-0.35	-1	-1	-1	-2	-2						2.25
5	StSq1		1.80	0.36	3	2	1	2	2						2.16
6	2A	x	3.63	0.77	3	2	3	2	2						4.40
7	CCoSp2V		1.88	0.19	2	1	1	1	1						2.07
			25.11												28.05
Program Components				Factor											
Composition				1.67	5.00	4.00	5.50	5.50	5.00				5.17		
Presentation				1.67	4.50	3.50	6.00	5.25	4.50				4.75		
Skating Skills				1.67	5.50	5.00	6.00	6.00	5.50				5.67		
Judges Total Program Component Score (factored)											26.03				
Deductions:											0.00				

JUDGES DETAILS PER SKATER JUNIOR MEN SHORT PROGRAM

Rank	Name	Nation	Starting Number	Total Segment Score	Total Element Score	Total Program Component Score (factored)						Total Deductions			
4	Arin YORKE	OXF	1	51.56	27.47	24.09						0.00			
#	Executed Elements	Info	Base Value	GOE	J1	J2	J3	J4	J5	J6	J7	J8	J9	Ref.	Scores of Panel
1	3T+3T		8.40	0.42	1	1	0	1	1						8.82
2	2A		3.30	0.66	2	2	2	1	2						3.96
3	FCSp1		1.90	0.00	0	-1	0	0	0						1.90
4	3Lo		4.90	0.00	0	0	0	-1	1						4.90
5	StSq2		2.60	0.00	1	0	0	0	0						2.60
6	CCoSp3		3.00	0.30	1	1	1	0	1						3.30
7	CSSp2		2.30	-0.31	-1	-1	0	-2	-2						1.99
			26.40												27.47
Program Components			Factor												
Composition			1.67	4.75	5.00	4.00	5.25	4.75							4.83
Presentation			1.67	4.50	5.25	4.25	5.00	5.25							4.92
Skating Skills			1.67	4.50	4.75	4.50	4.75	4.75							4.67
Judges Total Program Component Score (factored)															24.09
Deductions:															0.00

Rank	Name	Nation	Starting Number	Total Segment Score	Total Element Score	Total Program Component Score (factored)						Total Deductions			
5	Tao MACRAE	GPI	5	44.54	21.98	22.56						0.00			
#	Executed Elements	Info	Base Value	GOE	J1	J2	J3	J4	J5	J6	J7	J8	J9	Ref.	Scores of Panel
1	3S+COMBO		4.30	-1.86	-3	-5	-5	-1	-5						2.44
2	3Lo		4.90	-0.98	-3	-1	-2	-2	-2						3.92
3	FCSp4		3.20	0.21	0	1	1	0	2						3.41
4	StSq2		2.60	0.09	0	2	0	0	1						2.69
5	2A		3.63	-0.88	-2	-3	-3	-1	-3						2.75
6	CSSp4		3.00	-0.20	-1	-1	0	0	-2						2.80
7	CCoSp4		3.50	0.47	1	2	2	1	1						3.97
			25.13												21.98
Program Components			Factor												
Composition			1.67	4.00	4.50	4.50	4.25	4.75							4.42
Presentation			1.67	4.25	5.25	4.75	4.00	4.25							4.42
Skating Skills			1.67	4.00	4.75	4.50	4.75	5.25							4.67
Judges Total Program Component Score (factored)															22.56
Deductions:															0.00

Rank	Name	Nation	Starting Number	Total Segment Score	Total Element Score	Total Program Component Score (factored)						Total Deductions			
6	Louis GREGORY	ROM	9	43.11	20.55	22.56						0.00			
#	Executed Elements	Info	Base Value	GOE	J1	J2	J3	J4	J5	J6	J7	J8	J9	Ref.	Scores of Panel
1	2A		3.30	0.00	0	0	0	0	2						3.30
2	3S+2T		5.60	-0.29	-1	-1	0	-1	0						5.31
3	CSSp2		2.30	-0.23	0	-1	-1	-1	-2						2.07
4	2Lo		1.70	-0.17	0	-1	-1	-1	-1						1.53
5	FCSp1		1.90	-0.19	-1	-1	0	-1	-2						1.71
6	StSq3		3.30	0.33	1	1	1	0	2						3.63
7	CCoSp3		3.00	0.00	0	0	0	0	1						3.00
			21.10												20.55
Program Components			Factor												
Composition			1.67	4.50	4.00	4.50	4.25	5.25							4.42
Presentation			1.67	4.25	4.50	5.00	4.50	5.00							4.67
Skating Skills			1.67	4.25	3.75	4.75	4.25	5.00							4.42
Judges Total Program Component Score (factored)															22.56
Deductions:															0.00

JUDGES DETAILS PER SKATER JUNIOR MEN SHORT PROGRAM

Rank	Name	Nation	Starting Number	Total Segment Score	Total Element Score	Total Program Component Score (factored)						Total Deductions			
7	Lucas FITTERER	COV	8	40.75	19.45	21.30						0.00			
#	Executed Elements	Info	Base Value	GOE	J1	J2	J3	J4	J5	J6	J7	J8	J9	Ref.	Scores of Panel
1	3S+2T		5.60	0.43	1	0	1	1	2						6.03
2	3Lo<<	<<	1.70	-0.85	-5	-5	-5	-5	-5						0.85
3	FCSp1		1.90	0.00	-1	1	-1	0	2						1.90
4	CSSp4		3.00	-0.60	-1	-2	-2	-2	-2						2.40
5	2A	x	3.63	0.11	-1	1	0	0	2						3.74
6	StSq2		2.60	0.43	2	2	1	0	2						3.03
7	CCoSp3V		2.25	-0.75	-4	-5	-4	-2	0						1.50
			20.68												19.45
Program Components				Factor											
Composition				1.67	4.25	2.50	4.25	3.50	5.25					4.00	
Presentation				1.67	4.25	3.75	4.50	4.00	4.75					4.25	
Skating Skills				1.67	4.00	4.50	4.75	4.25	5.25					4.50	
Judges Total Program Component Score (factored)											21.30				
Deductions:												0.00			

Rank	Name	Nation	Starting Number	Total Segment Score	Total Element Score	Total Program Component Score (factored)						Total Deductions			
8	Solomon WILLIAMSON	NOT	2	37.84	17.57	21.27						-1.00			
#	Executed Elements	Info	Base Value	GOE	J1	J2	J3	J4	J5	J6	J7	J8	J9	Ref.	Scores of Panel
1	2A		3.30	0.55	2	2	1	1	2						3.85
2	3S+COMBO	F	4.30	-2.15	-5	-5	-5	-5	-5						2.15
3	FCSp1		1.90	-0.13	-2	-2	0	0	0						1.77
4	2Lo		1.70	0.17	1	0	1	1	2						1.87
5	CSSp3		2.60	0.52	2	2	2	2	2						3.12
6	StSq1		1.80	0.12	0	1	0	1	2						1.92
7	CCoSp4V		2.63	0.26	0	1	1	1	1						2.89
			18.23												17.57
Program Components				Factor											
Composition				1.67	4.00	3.75	3.75	4.75	4.50					4.08	
Presentation				1.67	3.75	4.75	4.00	4.50	4.50					4.33	
Skating Skills				1.67	4.25	4.25	4.25	4.50	5.25					4.33	
Judges Total Program Component Score (factored)											21.27				
Deductions: Falls												-1.00 (1)			

Rank	Name	Nation	Starting Number	Total Segment Score	Total Element Score	Total Program Component Score (factored)						Total Deductions			
9	Luke WOODTHORPE-SMITH	NOT	10	35.20	14.32	20.88						0.00			
#	Executed Elements	Info	Base Value	GOE	J1	J2	J3	J4	J5	J6	J7	J8	J9	Ref.	Scores of Panel
1	2A		3.30	0.22	1	1	0	-1	1						3.52
2	3S+1T*	*	4.30	-2.15	-5	-5	-5	-5	-5						2.15
3	FCSp2		2.30	0.00	0	0	0	0	1						2.30
4	3Loq	q	4.90	-2.45	-5	-5	-5	-5	-4						2.45
5	CSSp		0.00	0.00	-	-	-	-	-						0.00
6	StSq2		2.60	0.00	0	1	0	0	0						2.60
7	CCoSp1V		1.50	-0.20	-1	-1	-2	-2	-1						1.30
			18.90												14.32
Program Components				Factor											
Composition				1.67	4.00	4.25	3.50	4.50	4.50					4.25	
Presentation				1.67	4.25	4.50	3.50	4.00	4.50					4.25	
Skating Skills				1.67	4.00	3.75	4.00	4.00	4.75					4.00	
Judges Total Program Component Score (factored)											20.88				
Deductions:												0.00			

JUDGES DETAILS PER SKATER JUNIOR MEN SHORT PROGRAM

Rank	Name	Nation	Starting Number	Total Segment Score	Total Element Score	Total Program Component Score (factored)						Total Deductions				
10	René BEKTASHI-BROWN	ALT	3	35.15	15.81	19.34						0.00				
#	Executed Elements	Info	Base Value	GOE	J1	J2	J3	J4	J5	J6	J7	J8	J9	Ref.	Scores of Panel	
1	3S+COMBO		4.30	-2.15	-5	-5	-5	-3	-5						2.15	
2	2A		3.30	0.66	2	2	2	1	2						3.96	
3	2Lo		1.70	0.17	1	0	1	1	1						1.87	
4	FCSp1		1.90	0.06	0	-1	1	0	2						1.96	
5	CCoSp3		3.00	0.10	0	1	0	0	1						3.10	
6	StSq2		2.60	0.17	1	1	1	0	0						2.77	
7	SSp3*	*	0.00	0.00	-	-	-	-	-						0.00	
			16.80												15.81	
Program Components			Factor													
Composition			1.67	4.50	3.50	3.50	3.75	3.00							3.58	
Presentation			1.67	4.75	4.00	3.75	4.50	4.00							4.17	
Skating Skills			1.67	4.25	4.00	3.75	3.50	3.75							3.83	
Judges Total Program Component Score (factored)																19.34
Deductions:															0.00	
Rank	Name	Nation	Starting Number	Total Segment Score	Total Element Score	Total Program Component Score (factored)						Total Deductions				
11	Jacob CASEY	OXF	12	32.62	15.91	16.71						0.00				
#	Executed Elements	Info	Base Value	GOE	J1	J2	J3	J4	J5	J6	J7	J8	J9	Ref.	Scores of Panel	
1	1A*	*	0.00	0.00	-	-	-	-	-						0.00	
2	CCoSp3		3.00	0.50	2	2	1	1	2						3.50	
3	StSqB		1.50	-0.10	0	-2	-1	-1	0						1.40	
4	3T+COMBO		4.20	-2.10	-5	-5	-5	-5	-5						2.10	
5	CSSp4		3.00	-0.50	-1	-1	-2	-2	-2						2.50	
6	3Lo	x	5.39	-0.82	-1	-2	-2	-1	-2						4.57	
7	FCSp2		2.30	-0.46	-2	-1	-2	-2	-3						1.84	
			19.39												15.91	
Program Components			Factor													
Composition			1.67	3.75	2.75	3.25	3.50	3.75							3.50	
Presentation			1.67	3.75	3.00	3.00	3.00	3.00							3.00	
Skating Skills			1.67	4.00	3.25	3.50	3.50	3.50							3.50	
Judges Total Program Component Score (factored)																16.71
Deductions:															0.00	
Rank	Name	Nation	Starting Number	Total Segment Score	Total Element Score	Total Program Component Score (factored)						Total Deductions				
12	Joel KIRBY	WHI	6	26.40	10.85	16.55						-1.00				
#	Executed Elements	Info	Base Value	GOE	J1	J2	J3	J4	J5	J6	J7	J8	J9	Ref.	Scores of Panel	
1	2Lo		1.70	0.28	2	1	1	2	2						1.98	
2	3T<<+COMBO	F	1.30	-0.65	-5	-5	-5	-5	-5						0.65	
3	StSq1		1.80	-0.06	0	-1	-1	0	0						1.74	
4	CCoSp3		3.00	-0.10	-1	-1	0	0	1						2.90	
5	2A<<	<<	1.21	-0.55	-5	-5	-5	-5	-5						0.66	
6	FCSpB		1.60	-0.21	-1	-2	-2	-1	-1						1.39	
7	CSSp2		2.30	-0.77	-3	-2	-4	-3	-4						1.53	
			12.91												10.85	
Program Components			Factor													
Composition			1.67	3.00	2.75	2.75	3.50	3.25							3.00	
Presentation			1.67	3.50	3.25	3.25	3.25	3.75							3.33	
Skating Skills			1.67	3.75	3.50	3.50	3.75	3.25							3.58	
Judges Total Program Component Score (factored)																16.55
Deductions: Falls															-1.00 (1)	



British Figure Skating Championships 2022


JUDGES DETAILS PER SKATER JUNIOR MEN SHORT PROGRAM

Legend:							
#	Sequence number	GOE	Grade of Execution	Jx	Judges (x=1-9)	Ref.	Referee
*	Invalid element	<	Under-rotated jump	<<	Downgraded jump		
x	Credit for highlight distribution, base value multiplied by 1.1			F	Fall	q	Jump landed on the quarter
b	Bonus Point for jump added to the element score						

RESULTS

JUNIOR MEN

Pl.	Name	Nation	Total Score	SP	FS
1	Freddie LEGGOTT	NOT	164.35	1	3
2	Jedidiah LINCOLN	A.A	164.17	2	1
3	Connor BRAY	LVL	156.14	3	2
4	Arin YORKE	OXF	134.28	4	5
5	Lucas FITTERER	COV	133.04	7	4
6	Louis GREGORY	ROM	120.45	6	6
7	Tao MACRAE	GPI	118.44	5	8
8	Solomon WILLIAMSON	NOT	111.99	8	7
9	René BEKTASHI-BROWN	ALT	104.93	10	9
10	Luke WOODTHORPE-SMITH	NOT	100.63	9	10
11	Jacob CASEY	OXF	97.00	11	11
12	Joel KIRBY	WHI	83.94	12	12



Ms. Almila ARIKAN SARBANOGLU, AAS
Referee



Mr. Richard GRAINGE, R.G
Technical Controller

Legend:					
FS	Free Skating	SP	Short Program	Pl.	Place

JUDGES DETAILS PER SKATER JUNIOR MEN FREE SKATING

Rank	Name	Nation	Starting Number	Total Segment Score	Total Element Score	Total Program Component Score (factored)						Total Deductions				
1	Jedidiah LINCOLN	A.A	11	103.65	44.01	59.64						0.00				
#	Executed Elements	Info	Base Value	GOE	J1	J2	J3	J4	J5	J6	J7	J8	J9	Ref.	Scores of Panel	
1	3S		4.30	-1.29	-3	-4	-3	-2	-3						3.01	
2	3Lo		4.90	0.16	1	0	0	0	1						5.06	
3	3T		4.20	-0.42	0	-1	-1	-1	-2						3.78	
4	2A+1Eu+2S		5.10	0.22	1	0	1	0	2						5.32	
5	CCoSp4		3.50	0.47	2	1	1	1	2						3.97	
6	3S+REP		3.31	-1.43	-4	-4	-3	-2	-3						1.88	
7	3T+2T		6.05	x 0.42	1	0	1	1	1						6.47	
8	2A		3.63	x 0.00	0	0	0	0	0						3.63	
9	FCSp3		2.80	0.09	1	0	0	0	1						2.89	
10	ChSq1		3.00	1.50	4	2	2	4	3						4.50	
11	CSSp4		3.00	0.50	2	1	1	3	2						3.50	
			43.79												44.01	
Program Components				Factor												
Composition				3.33	6.00	6.25	6.00	6.00	6.00							6.00
Presentation				3.33	6.25	6.50	5.75	5.50	6.25							6.08
Skating Skills				3.33	5.75	6.00	6.00	5.75	5.50							5.83
Judges Total Program Component Score (factored)												59.64				

Deductions:

0.00

Rank	Name	Nation	Starting Number	Total Segment Score	Total Element Score	Total Program Component Score (factored)						Total Deductions				
2	Connor BRAY	LVL	10	102.06	51.27	50.79						0.00				
#	Executed Elements	Info	Base Value	GOE	J1	J2	J3	J4	J5	J6	J7	J8	J9	Ref.	Scores of Panel	
1	3T+3T		8.40	1.26	3	3	1	3	3						9.66	
2	3Lz		5.90	-1.77	-3	-3	-5	-3	-3						4.13	
3	2F		1.80	0.30	2	1	1	2	2						2.10	
4	3Lo+2A+SEQ		8.20	0.00	0	0	-1	0	2						8.20	
5	FCSpB		1.60	0.11	1	1	0	1	0						1.71	
6	ChSq1		3.00	0.17	2	1	0	0	0						3.17	
7	3S+1Eu+2F		7.26	x 0.72	3	1	1	2	2						7.98	
8	3S		4.73	x 1.15	3	2	1	3	3						5.88	
9	2A		3.63	x 0.44	2	2	1	1	1						4.07	
10	CCoSp3		3.00	-0.30	0	-2	-3	-1	0						2.70	
11	CSSp2V		1.73	-0.06	0	0	-2	-1	0						1.67	
			49.25												51.27	
Program Components				Factor												
Composition				3.33	5.25	5.50	4.75	5.00	4.00							5.00
Presentation				3.33	4.25	5.00	4.25	4.50	4.75							4.50
Skating Skills				3.33	5.75	6.25	5.00	5.75	5.75							5.75
Judges Total Program Component Score (factored)												50.79				

Deductions:

0.00

JUDGES DETAILS PER SKATER JUNIOR MEN FREE SKATING

Rank	Name	Nation	Starting Number	Total Segment Score	Total Element Score	Total Program Component Score (factored)						Total Deductions				
3	Freddie LEGGOTT	NOT	12	101.10	44.70	57.40						-1.00				
#	Executed Elements	Info	Base Value	GOE	J1	J2	J3	J4	J5	J6	J7	J8	J9	Ref.	Scores of Panel	
1	3Lo		4.90	0.82	3	1	1	2	2						5.72	
2	3Lz+2A+SEQ		9.20	1.18	3	1	1	3	2						10.38	
3	3Lz	F	5.90	-2.95	-5	-5	-5	-4	-5						2.95	
4	3T<<	<<	1.30	-0.65	-5	-5	-5	-5	-5						0.65	
5	CCoSp4		3.50	0.23	2	-1	0	1	1						3.73	
6	3F<<		1.98	x -0.90	-5	-5	-5	-5	-5						1.08	
7	3Lo+1Eu<<+2S	<<	6.82	x -1.80	-3	-5	-5	-3	-3						5.02	
8	3S+2T		6.16	x 0.29	1	0	0	1	1						6.45	
9	CSSp3		2.60	-0.35	-1	-2	-2	0	-1						2.25	
10	ChSq1		3.00	0.67	1	0	1	2	2						3.67	
11	FCSp3		2.80	0.00	1	0	0	-1	0						2.80	
			48.16												44.70	
Program Components				Factor												
Composition				3.33	6.25	5.25	5.75	5.75	6.00							5.83
Presentation				3.33	5.50	4.75	5.50	5.75	6.00							5.58
Skating Skills				3.33	6.50	5.00	5.75	6.00	5.75							5.83
Judges Total Program Component Score (factored)												57.40				

Deductions: Falls -1.00 (1) **-1.00**

Rank	Name	Nation	Starting Number	Total Segment Score	Total Element Score	Total Program Component Score (factored)						Total Deductions				
4	Lucas FITTERER	COV	6	92.29	47.34	44.95						0.00				
#	Executed Elements	Info	Base Value	GOE	J1	J2	J3	J4	J5	J6	J7	J8	J9	Ref.	Scores of Panel	
1	3Lz		5.90	0.59	2	1	0	2	0						6.49	
2	3T+2T		5.50	0.42	2	0	1	1	1						5.92	
3	3T		4.20	0.42	1	1	1	1	0						4.62	
4	FCCoSp3		3.00	0.30	1	2	1	1	1						3.30	
5	2S+2T		2.60	0.04	1	0	0	0	1						2.64	
6	3S		4.73	x 0.00	0	-1	0	0	0						4.73	
7	2A		3.63	x 0.44	2	1	1	1	2						4.07	
8	CCoSp4		3.50	0.23	2	-1	1	0	1						3.73	
9	ChSq1		3.00	0.50	1	1	1	1	0						3.50	
10	2Lz+1Eu+2F		4.84	x 0.00	-1	-1	0	2	1						4.84	
11	FSSp4		3.00	0.50	2	1	1	2	2						3.50	
			43.90												47.34	
Program Components				Factor												
Composition				3.33	4.00	4.25	4.50	4.50	4.75							4.42
Presentation				3.33	4.25	4.00	4.75	4.25	4.25							4.25
Skating Skills				3.33	4.75	4.75	5.00	4.75	5.25							4.83
Judges Total Program Component Score (factored)												44.95				

Deductions: **0.00**

JUDGES DETAILS PER SKATER JUNIOR MEN FREE SKATING

Rank	Name	Nation	Starting Number	Total Segment Score	Total Element Score	Total Program Component Score (factored)						Total Deductions				
5	Arin YORKE	OXF	9	82.72	38.90	45.82						-2.00				
#	Executed Elements	Info	Base Value	GOE	J1	J2	J3	J4	J5	J6	J7	J8	J9	Ref.	Scores of Panel	
1	3T+1Eu+3S	F	9.00	-2.15	-5	-5	-5	-5	-5						6.85	
2	3Lo	F	4.90	-2.45	-5	-5	-5	-5	-5						2.45	
3	2A		3.30	0.11	1	0	0	0	1						3.41	
4	FCSp2		2.30	0.00	0	0	0	1	0						2.30	
5	ChSq1		3.00	0.67	1	2	1	2	1						3.67	
6	3S+1T		4.70	0.00	0	-1	0	0	0						4.70	
7	3T+1T		5.06	x -0.56	-2	-1	-2	-1	-1						4.50	
8	2A		3.63	x 0.33	1	1	0	1	1						3.96	
9	CSSp1		1.90	0.06	0	1	1	0	0						1.96	
10	2F		1.98	x 0.12	1	0	1	1	0						2.10	
11	CCoSp3		3.00	0.00	0	0	1	0	0						3.00	
			42.77												38.90	
Program Components				Factor												
Composition				3.33	4.75	5.00	4.50	4.75	4.50						4.67	
Presentation				3.33	4.25	5.25	4.25	4.50	4.50						4.42	
Skating Skills				3.33	4.50	4.75	4.50	4.75	4.75						4.67	
Judges Total Program Component Score (factored)															45.82	
Deductions:		Falls		-2.00	(2)										-2.00	
Rank	Name	Nation	Starting Number	Total Segment Score	Total Element Score	Total Program Component Score (factored)						Total Deductions				
6	Louis GREGORY	ROM	7	77.34	29.22	49.12						-1.00				
#	Executed Elements	Info	Base Value	GOE	J1	J2	J3	J4	J5	J6	J7	J8	J9	Ref.	Scores of Panel	
1	2A+2T		4.60	0.22	1	0	0	1	1						4.82	
2	3S	F	4.30	-2.15	-5	-5	-5	-5	-5						2.15	
3	FCSp1		1.90	0.06	1	0	0	0	1						1.96	
4	3S+REP		3.01	-1.86	-5	-3	-5	-4	-4						1.15	
5	2Lz		2.10	-0.42	-3	-1	-2	-2	-2						1.68	
6	ChSq1		3.00	0.83	3	2	1	2	1						3.83	
7	2A		3.63	x -0.33	-2	-1	-1	-1	-1						3.30	
8	1F+1Eu+2F		3.08	x -0.78	-5	-4	-4	-2	-5						2.30	
9	2Lz		2.31	x 0.07	1	0	0	2	0						2.38	
10	CSSp4		3.00	0.40	3	1	1	2	0						3.40	
11	CCoSp3V		2.25	0.00	1	0	-2	0	0						2.25	
			33.18												29.22	
Program Components				Factor												
Composition				3.33	5.00	4.75	5.00	5.25	5.25							5.08
Presentation				3.33	5.25	5.00	4.75	4.75	5.00							4.92
Skating Skills				3.33	4.50	4.75	5.00	4.75	4.75							4.75
Judges Total Program Component Score (factored)															49.12	
Deductions:		Falls		-1.00	(1)										-1.00	

JUDGES DETAILS PER SKATER JUNIOR MEN FREE SKATING

Rank	Name	Nation	Starting Number	Total Segment Score	Total Element Score	Total Program Component Score (factored)						Total Deductions				
7	Solomon WILLIAMSON	NOT	5	74.15	30.55	43.60						0.00				
#	Executed Elements	Info	Base Value	GOE	J1	J2	J3	J4	J5	J6	J7	J8	J9	Ref.	Scores of Panel	
1	2A		3.30	0.77	3	2	2	2	3						4.07	
2	2S+COMBO+2T*	*	1.30	-0.56	-5	-4	-3	-5	-4						0.74	
3	2Lz+2T+1A+SEQ		4.50	-0.07	-1	0	-1	0	0						4.43	
4	2A		3.30	0.66	2	0	2	2	2						3.96	
5	FCSp1		1.90	0.00	0	-1	0	0	1						1.90	
6	2F+2Lo		3.85	x -0.72	-4	-4	-4	-3	-4						3.13	
7	ChSq1		3.00	0.67	2	1	1	2	1						3.67	
8	CSSp3		2.60	0.35	1	2	1	1	2						2.95	
9	2Lz+2T*+REP	*	1.62	x -0.42	-2	-2	-2	-2	-2						1.20	
10	2F		1.98	x 0.12	1	0	0	1	1						2.10	
11	CCoSp3V		2.25	0.15	1	1	0	1	0						2.40	
			29.60												30.55	
Program Components				Factor												
Composition				3.33	4.25	4.00	4.25	4.00	4.50							4.17
Presentation				3.33	4.50	4.25	4.00	4.50	4.75							4.42
Skating Skills				3.33	4.25	4.50	4.25	4.75	5.00							4.50
Judges Total Program Component Score (factored)												43.60				
Deductions:												0.00				
Rank	Name	Nation	Starting Number	Total Segment Score	Total Element Score	Total Program Component Score (factored)						Total Deductions				
8	Tao MACRAE	GPI	8	73.90	32.87	43.03						-2.00				
#	Executed Elements	Info	Base Value	GOE	J1	J2	J3	J4	J5	J6	J7	J8	J9	Ref.	Scores of Panel	
1	3T	F	4.20	-2.10	-5	-5	-5	-5	-5						2.10	
2	3S+1Eu<<+2S	<<	5.60	-2.01	-5	-5	-5	-4	-4						3.59	
3	3Lo		4.90	-0.33	-1	0	-1	1	-1						4.57	
4	FCCoSp3V		2.25	0.23	1	1	1	0	1						2.48	
5	2S	F	1.30	-0.65	-5	-5	-5	-5	-5						0.65	
6	ChSq1		3.00	0.33	2	1	0	0	1						3.33	
7	2F+2A+SEQ		5.61	x 0.33	1	0	1	1	1						5.94	
8	2Lz		2.31	x 0.07	2	0	0	0	1						2.38	
9	2A		3.63	x -0.99	-2	-4	-4	-3	-2						2.64	
10	FCSp3		2.80	-0.19	-1	0	0	-2	-1						2.61	
11	CCoSp2		2.50	0.08	0	2	0	0	1						2.58	
			38.10												32.87	
Program Components				Factor												
Composition				3.33	4.50	3.75	4.25	3.50	5.00							4.17
Presentation				3.33	4.25	4.50	4.00	3.25	5.00							4.25
Skating Skills				3.33	4.50	4.25	4.75	4.00	5.25							4.50
Judges Total Program Component Score (factored)												43.03				
Deductions:												-2.00				
Falls												(2)				

JUDGES DETAILS PER SKATER JUNIOR MEN FREE SKATING

Rank	Name	Nation	Starting Number	Total Segment Score	Total Element Score	Total Program Component Score (factored)						Total Deductions			
9	René BEKTASHI-BROWN	ALT	3	69.78	31.74	38.04						0.00			
#	Executed Elements	Info	Base Value	GOE	J1	J2	J3	J4	J5	J6	J7	J8	J9	Ref.	Scores of Panel
1	2A		3.30	-0.99	-4	-2	-3	-3	-3						2.31
2	2Lz+2A+SEQ		5.40	0.33	2	1	1	0	1						5.73
3	2T		1.30	0.00	0	0	0	-1	0						1.30
4	2F		1.80	0.00	0	0	0	0	1						1.80
5	3S		4.30	-0.57	-3	-2	-1	-1	-1						3.73
6	FCSpB		1.60	-0.43	-2	-3	-1	-3	-3						1.17
7	2Lz+1Eu+2S		4.29	x 0.00	1	0	0	0	0						4.29
8	FSSp4		3.00	0.50	2	1	1	2	2						3.50
9	2F		1.98	x 0.12	1	0	0	1	1						2.10
10	ChSq1		3.00	0.33	-1	1	0	1	1						3.33
11	CCoSp3V		2.25	0.23	0	1	1	1	1						2.48
			32.22												31.74
Program Components				Factor											
Composition				3.33	3.75	3.25	3.50	3.75	3.25					3.50	
Presentation				3.33	4.25	4.50	3.75	4.00	4.25					4.17	
Skating Skills				3.33	4.00	3.75	3.75	3.75	3.75					3.75	
Judges Total Program Component Score (factored)												38.04			
Deductions:												0.00			
Rank	Name	Nation	Starting Number	Total Segment Score	Total Element Score	Total Program Component Score (factored)						Total Deductions			
10	Luke WOODTHORPE-SMITH	NOT	4	65.43	25.97	42.46						-3.00			
#	Executed Elements	Info	Base Value	GOE	J1	J2	J3	J4	J5	J6	J7	J8	J9	Ref.	Scores of Panel
1	2Lo		1.70	0.17	2	0	1	1	1						1.87
2	3S		4.30	-0.14	0	0	0	-1	-1						4.16
3	2F		1.80	0.00	0	0	0	0	1						1.80
4	ChSq1		3.00	0.50	3	1	0	1	1						3.50
5	FCSp2		2.30	0.00	1	0	0	0	0						2.30
6	2A		3.30	0.11	1	0	0	1	0						3.41
7	CSSp2		2.30	0.08	1	0	-1	1	0						2.38
8	2A+2T	F	5.06	x -1.65	-5	-5	-5	-5	-5						3.41
9	1Lz		0.66	x -0.18	-4	-3	-3	-3	-3						0.48
10	3Sq+REP	F	3.31	x -2.15	-5	-5	-5	-5	-5						1.16
11	CCoSp1V		1.50	0.00	0	1	0	0	0						1.50
			29.23												25.97
Program Components				Factor											
Composition				3.33	4.75	3.75	3.50	4.25	4.00					4.00	
Presentation				3.33	5.00	4.50	3.25	4.00	4.50					4.33	
Skating Skills				3.33	4.75	4.25	3.50	4.50	4.50					4.42	
Judges Total Program Component Score (factored)												42.46			
Deductions:				Time violation	-1.00	Falls			-2.00 (2)					-3.00	

JUDGES DETAILS PER SKATER JUNIOR MEN FREE SKATING

Rank	Name	Nation	Starting Number	Total Segment Score	Total Element Score	Total Program Component Score (factored)						Total Deductions			
11	Jacob CASEY	OXF	2	64.38	33.25	34.13						-3.00			
#	Executed Elements	Info	Base Value	GOE	J1	J2	J3	J4	J5	J6	J7	J8	J9	Ref.	Scores of Panel
1	3T+2T+2Lo		7.20	0.00	1	-1	-1	1	0						7.20
2	3Loq	F	4.90	-2.45	-5	-5	-5	-5	-5						2.45
3	2T		1.30	-0.35	-3	-3	-3	-1	-2						0.95
4	FSSp3		2.60	0.09	1	0	0	2	0						2.69
5	3S+2T*	*	4.30	-0.86	-2	-3	-2	-1	-2						3.44
6	2A	F	3.63	x -1.65	-5	-5	-5	-5	-5						1.98
7	CCSp2		2.30	-0.46	-1	-2	-2	-2	-4						1.84
8	3S		4.73	x -2.01	-4	-5	-5	-3	-5						2.72
9	ChSq1		3.00	-0.17	0	-1	0	0	-1						2.83
10	2A+2Lo	F	5.50	x -1.65	-5	-5	-5	-5	-5						3.85
11	CCoSp3		3.00	0.30	1	1	1	0	1						3.30
			42.46												33.25
Program Components				Factor											
Composition				3.33	4.25	2.75	3.50	3.50	3.00				3.33		
Presentation				3.33	3.75	3.50	3.00	3.25	2.75				3.25		
Skating Skills				3.33	4.25	3.50	3.75	3.75	3.50				3.67		
Judges Total Program Component Score (factored)													34.13		
Deductions:		Falls	-3.00 (3)									-3.00			

Rank	Name	Nation	Starting Number	Total Segment Score	Total Element Score	Total Program Component Score (factored)						Total Deductions			
12	Joel KIRBY	WHI	1	57.54	25.54	33.00						-1.00			
#	Executed Elements	Info	Base Value	GOE	J1	J2	J3	J4	J5	J6	J7	J8	J9	Ref.	Scores of Panel
1	3T<<	F	1.30	-0.65	-5	-5	-5	-5	-5						0.65
2	2A		3.30	-0.11	0	0	-1	-1	0						3.19
3	2Lo+1Eu+2S		3.50	-0.57	-4	-3	-3	-3	-4						2.93
4	FCSp2		2.30	-0.15	0	-1	-1	-1	0						2.15
5	2A<<	<<	1.10	-0.55	-5	-5	-5	-5	-5						0.55
6	ChSq1		3.00	-0.17	1	0	-1	0	-2						2.83
7	2F+2T		3.41	x -0.54	-3	-3	-3	-3	-3						2.87
8	2Lz+2T		3.74	x 0.00	1	0	0	0	0						3.74
9	CCoSp3V		2.25	-0.30	0	-1	-2	-2	-1						1.95
10	2Lz		2.31	x 0.07	1	0	0	0	1						2.38
11	CSSp2		2.30	0.00	0	0	0	-2	0						2.30
			28.51												25.54
Program Components				Factor											
Composition				3.33	4.00	2.50	2.75	3.50	3.00				3.08		
Presentation				3.33	3.75	3.25	2.50	3.25	3.25				3.25		
Skating Skills				3.33	4.00	3.25	3.00	3.75	3.75				3.58		
Judges Total Program Component Score (factored)													33.00		
Deductions:		Falls	-1.00 (1)									-1.00			

Legend:							
#	Sequence number	GOE	Grade of Execution	Jx	Judges (x=1-9)	Ref.	Referee
*	Invalid element	<<	Downgraded jump	x	Credit for highlight distribution, base value multiplied by 1.1		
REP	Jump repetition	F	Fall	q	Jump landed on the quarter		

CALCULATION SETUP VERIFICATION FOR REFEREE

Category Senior Women

Event parameter

Software Version	1.6.14.0	Competition Type	National Championship
Elm Xml Version	2223.2	Calculation	ISU Judging System
Sys Elm Xml Version	2223.1	Trimmed Mean	Starts With 5 Judges
		Verification Rules Season	2022-2023

Category parameter


Category type	Singles	Level	Senior
Gender	Lady		

Segment Short Program

		checksum element table:	90aa310fbfcc81fba3c5d089923e40a3
General segment factor	1.00	Program time	2:40 +/- 10 sec.
Credit for highlight distribution	1.10	Start time 2nd half of program	1:20
		Verification Rules	ISU Rules
Program components:	Factor	Deductions:	Entered By Values
General component factor	1.00		
1: Composition	1.33	1: Costume/Prop violation	Majority 0 -1
2: Presentation	1.33	2: Time violation	Referee 0 -1 -2 -3 -4 -5 -6
3: Skating Skills	1.33	3:	
		4: Illegal element/movement	Technical Panel 0 -2 -4 -6
		5: Falls	Technical Panel 0 -1 -2 -4 -6
		6: Interruption in excess	Referee 0 -1 -2 -3 -4 -5 -6
		7: Interruption with allowance	Referee 0 -5
		8:	
		9:	
		10: Costume failure	Referee 0 -1
		11: Late start	Referee 0 -1

Segment Free Skating

		checksum element table:	90aa310fbfcc81fba3c5d089923e40a3
General segment factor	1.00	Program time	4:00 +/- 10 sec.
Credit for highlight distribution	1.10	Start time 2nd half of program	2:00
		Verification Rules	ISU Rules
Program components:	Factor	Deductions:	Entered By Values
General component factor	1.00		
1: Composition	2.67	1: Costume/Prop violation	Majority 0 -1
2: Presentation	2.67	2: Time violation	Referee 0 -1 -2 -3 -4 -5 -6
3: Skating Skills	2.67	3:	
		4: Illegal element/movement	Technical Panel 0 -2 -4 -6
		5: Falls	Technical Panel 0 -1 -2 -4 -6
		6: Interruption in excess	Referee 0 -1 -2 -3 -4 -5 -6
		7: Interruption with allowance	Referee 0 -5
		8:	
		9:	
		10: Costume failure	Referee 0 -1
		11: Late start	Referee 0 -1


Ms. Maggie WORSFOLD

printed: 03.12.2022 12:20

PANEL OF JUDGES

SENIOR WOMEN

Officials

Technical Controller	Ms. Ann FINDLAY	A.F
Technical Specialist	Ms. Sami PAYNE	S.P
Technical Specialist	Ms. Sarah LOGIE	S.L

Judges

Referee	Ms. Maggie WORSFOLD	M.W
Judge No. 1	Ms. Cynthia ALEPIN	C.A
Judge No. 2	Ms. Mary CHAPMAN	M.C
Judge No. 3	Ms. Patricia HOUGHTON	P.H
Judge No. 4	Ms. Amanda KNIGHT	A.K
Judge No. 5	Mr. Matthew MILLER	M.M

Data/Replay Operator

Data Operator	Ms. Sarah DONNELLY	S.D
Replay Operator	Ms. Danielle COTON	D.C

JUDGES DETAILS PER SKATER SENIOR WOMEN SHORT PROGRAM

Rank	Name	Nation	Starting Number	Total Segment Score	Total Element Score	Total Program Component Score (factored)						Total Deductions				
1	Kristen SPOURS	SWI	8	61.62	32.35	29.27						0.00				
#	Executed Elements	Info	Base Value	GOE	J1	J2	J3	J4	J5	J6	J7	J8	J9	Ref.	Scores of Panel	
1	2A		3.30	0.66	2	3	2	2	2						3.96	
2	3F+2T		6.60	0.71	2	0	1	1	2						7.31	
3	FCSp4		3.20	0.43	2	1	2	0	1						3.63	
4	3Lo	x	5.39	1.14	3	2	1	3	2						6.53	
5	CCoSp4		3.50	0.70	3	2	2	2	2						4.20	
6	StSq2		2.60	0.87	4	3	2	4	3						3.47	
7	SSp4		2.50	0.75	4	3	2	3	3						3.25	
			27.09												32.35	
Program Components			Factor													
Composition			1.33	8.00	6.75	6.25	7.50	7.25							7.17	
Presentation			1.33	7.50	7.50	6.75	7.50	7.50							7.50	
Skating Skills			1.33	7.25	7.75	6.75	7.75	7.00							7.33	
Judges Total Program Component Score (factored)																29.27
Deductions:															0.00	

Rank	Name	Nation	Starting Number	Total Segment Score	Total Element Score	Total Program Component Score (factored)						Total Deductions				
2	Natasha McKAY	DDE	2	61.07	31.48	29.59						0.00				
#	Executed Elements	Info	Base Value	GOE	J1	J2	J3	J4	J5	J6	J7	J8	J9	Ref.	Scores of Panel	
1	3Lo+2T		6.20	0.82	2	2	1	1	2						7.02	
2	3S		4.30	0.72	3	1	2	2	1						5.02	
3	2A		3.30	0.55	2	1	2	2	1						3.85	
4	CSp4		2.60	0.69	3	2	2	3	3						3.29	
5	StSq4		3.90	1.17	3	3	3	3	3						5.07	
6	FSSp4		3.00	0.50	2	1	1	2	2						3.50	
7	CCoSp4		3.50	0.23	1	0	0	2	1						3.73	
			26.80												31.48	
Program Components			Factor													
Composition			1.33	7.75	7.75	7.75	7.50	7.00							7.67	
Presentation			1.33	7.25	7.50	8.00	7.25	7.25							7.33	
Skating Skills			1.33	7.50	7.00	7.75	7.25	7.00							7.25	
Judges Total Program Component Score (factored)																29.59
Deductions:															0.00	

Rank	Name	Nation	Starting Number	Total Segment Score	Total Element Score	Total Program Component Score (factored)						Total Deductions				
3	Nina POVEY	SHE	5	54.79	28.52	26.27						0.00				
#	Executed Elements	Info	Base Value	GOE	J1	J2	J3	J4	J5	J6	J7	J8	J9	Ref.	Scores of Panel	
1	3F+2T		6.60	0.71	2	2	0	1	1						7.31	
2	3Lo		4.90	0.16	1	0	0	0	1						5.06	
3	FSSp3		2.60	0.43	2	0	2	1	2						3.03	
4	2A	x	3.63	0.33	2	0	1	1	1						3.96	
5	StSq2		2.60	0.52	2	2	2	2	2						3.12	
6	LSp2		1.90	-0.06	1	0	-1	0	-1						1.84	
7	CCoSp4		3.50	0.70	2	2	2	1	2						4.20	
			25.73												28.52	
Program Components			Factor													
Composition			1.33	6.25	7.50	6.25	6.00	6.75							6.42	
Presentation			1.33	6.50	7.50	6.75	6.50	7.25							6.83	
Skating Skills			1.33	6.00	7.25	6.50	6.25	6.75							6.50	
Judges Total Program Component Score (factored)																26.27
Deductions:															0.00	

JUDGES DETAILS PER SKATER SENIOR WOMEN SHORT PROGRAM

Rank	Name	Nation	Starting Number	Total Segment Score	Total Element Score	Total Program Component Score (factored)						Total Deductions				
4	Genevieve SOMERVILLE	SHE	6	41.80	23.72	18.08						0.00				
#	Executed Elements	Info	Base Value	GOE	J1	J2	J3	J4	J5	J6	J7	J8	J9	Ref.	Scores of Panel	
1	2A		3.30	0.33	1	1	1	1	0						3.63	
2	3T<+2T	<	4.66	-1.01	-5	-3	-4	-2	-2						3.65	
3	3Lo<	<	3.92	-1.05	-5	-3	-3	-2	-2						2.87	
4	LSp4		2.70	0.81	2	3	3	3	3						3.51	
5	StSq3		3.30	0.22	1	1	1	-1	0						3.52	
6	CCoSp4		3.50	0.82	4	2	2	3	2						4.32	
7	FCSp1		1.90	0.32	3	-1	1	2	2						2.22	
			23.28												23.72	
Program Components			Factor													
Composition			1.33	4.25	5.25	4.75	4.00	4.50							4.50	
Presentation			1.33	4.00	5.00	5.00	3.50	4.25							4.42	
Skating Skills			1.33	4.25	5.00	4.75	3.75	5.00							4.67	
Judges Total Program Component Score (factored)																18.08
Deductions:															0.00	
Rank	Name	Nation	Starting Number	Total Segment Score	Total Element Score	Total Program Component Score (factored)						Total Deductions				
5	Rebecca GILLESPIE	SHE	4	41.64	22.25	19.39						0.00				
#	Executed Elements	Info	Base Value	GOE	J1	J2	J3	J4	J5	J6	J7	J8	J9	Ref.	Scores of Panel	
1	3Lo<+2T	<	5.22	-0.78	-2	-2	-3	-1	-2						4.44	
2	3S<<	<<	1.30	-0.48	-3	-3	-4	-5	-4						0.82	
3	LSp3		2.40	0.40	2	1	2	3	1						2.80	
4	StSq2		2.60	0.26	1	1	1	0	1						2.86	
5	FSSp4		3.00	0.40	1	1	0	2	2						3.40	
6	2A	x	3.63	0.33	1	1	1	2	1						3.96	
7	CCoSp4		3.50	0.47	2	1	0	2	1						3.97	
			21.65												22.25	
Program Components			Factor													
Composition			1.33	4.75	5.00	4.75	4.25	4.75							4.75	
Presentation			1.33	4.25	4.75	5.00	4.75	5.00							4.83	
Skating Skills			1.33	4.50	5.25	4.75	5.00	5.25							5.00	
Judges Total Program Component Score (factored)																19.39
Deductions:															0.00	
Rank	Name	Nation	Starting Number	Total Segment Score	Total Element Score	Total Program Component Score (factored)						Total Deductions				
6	Eleanor HAYES	SHE	9	39.49	21.64	17.85						0.00				
#	Executed Elements	Info	Base Value	GOE	J1	J2	J3	J4	J5	J6	J7	J8	J9	Ref.	Scores of Panel	
1	2A		3.30	0.11	0	0	1	0	1						3.41	
2	3Tq	q	4.20	-2.10	-5	-5	-5	-5	-5						2.10	
3	3S<+COMBO	<	3.44	-1.72	-5	-5	-5	-5	-5						1.72	
4	FSSp4		3.00	0.80	4	1	2	3	3						3.80	
5	StSq3		3.30	0.55	2	2	2	1	1						3.85	
6	LSp3		2.40	0.16	0	0	1	2	1						2.56	
7	CCoSp4		3.50	0.70	3	2	2	2	2						4.20	
			23.14												21.64	
Program Components			Factor													
Composition			1.33	4.00	4.75	5.25	3.75	3.75							4.17	
Presentation			1.33	4.00	5.50	5.50	4.50	4.00							4.67	
Skating Skills			1.33	4.25	5.50	5.00	4.25	4.50							4.58	
Judges Total Program Component Score (factored)																17.85
Deductions:															0.00	

JUDGES DETAILS PER SKATER SENIOR WOMEN SHORT PROGRAM

Rank	Name	Nation	Starting Number	Total Segment Score	Total Element Score	Total Program Component Score (factored)						Total Deductions				
7	Nikita HEATHFIELD	GOS	10	32.48	13.86	19.62						-1.00				
#	Executed Elements	Info	Base Value	GOE	J1	J2	J3	J4	J5	J6	J7	J8	J9	Ref.	Scores of Panel	
1	2A		3.30	-0.22	1	-1	-1	-1	0						3.08	
2	2Lo+3Lo<<	F	3.40	-0.85	-5	-5	-5	-5	-5						2.55	
3	1S*	*	0.00	0.00	-	-	-	-	-						0.00	
4	CSp3		2.30	0.31	1	1	1	2	2						2.61	
5	StSq2		2.60	0.35	2	1	1	0	2						2.95	
6	FSSp		0.00	0.00	-	-	-	-	-						0.00	
7	CCoSp2		2.50	0.17	2	-1	0	1	1						2.67	
			14.10												13.86	
Program Components			Factor													
Composition			1.33	5.50	5.00	4.75	4.75	5.25							5.00	
Presentation			1.33	4.75	5.25	5.25	4.75	5.00							5.00	
Skating Skills			1.33	4.75	4.75	4.75	4.25	4.75							4.75	
Judges Total Program Component Score (factored)																19.62
Deductions:			Falls	-1.00 (1)											-1.00	

Rank	Name	Nation	Starting Number	Total Segment Score	Total Element Score	Total Program Component Score (factored)						Total Deductions				
8	Bethan WHITEMAN	OXF	3	29.27	13.54	16.73						-1.00				
#	Executed Elements	Info	Base Value	GOE	J1	J2	J3	J4	J5	J6	J7	J8	J9	Ref.	Scores of Panel	
1	1A*	*	0.00	0.00	-	-	-	-	-						0.00	
2	LSp3		2.40	-0.40	0	-2	-1	-3	-2						2.00	
3	3T<<	F	1.30	-0.65	-5	-5	-5	-5	-5						0.65	
4	2S+2T*	*	1.30	-0.65	-5	-5	-5	-5	-5						0.65	
5	FSSp3		2.60	0.26	1	0	1	1	1						2.86	
6	StSq3		3.30	0.00	0	-2	0	0	0						3.30	
7	CCoSp4		3.50	0.58	2	2	-1	2	1						4.08	
			14.40												13.54	
Program Components			Factor													
Composition			1.33	4.25	4.25	4.00	4.25	4.25							4.25	
Presentation			1.33	3.75	4.50	3.75	4.00	4.25							4.00	
Skating Skills			1.33	4.00	4.75	4.00	4.50	4.50							4.33	
Judges Total Program Component Score (factored)																16.73
Deductions:			Falls	-1.00 (1)											-1.00	

Rank	Name	Nation	Starting Number	Total Segment Score	Total Element Score	Total Program Component Score (factored)						Total Deductions				
9	Christie SHANNON	EK	1	26.98	12.92	18.06						-4.00				
#	Executed Elements	Info	Base Value	GOE	J1	J2	J3	J4	J5	J6	J7	J8	J9	Ref.	Scores of Panel	
1	2A<<	F	1.10	-0.55	-5	-5	-5	-5	-5						0.55	
2	3S<<	F	1.30	-0.65	-5	-5	-5	-5	-5						0.65	
3	3Lo<<+COMBO	F	1.70	-0.85	-5	-5	-5	-5	-5						0.85	
4	CCoSp4V		2.63	0.26	-1	2	1	2	0						2.89	
5	FSSp4		3.00	0.60	2	2	1	2	2						3.60	
6	StSq3		3.30	0.33	1	3	1	1	1						3.63	
7	LSp1		1.50	-0.75	-5	-4	-5	-5	-5						0.75	
			14.53												12.92	
Program Components			Factor													
Composition			1.33	4.50	5.50	4.50	4.75	4.50							4.58	
Presentation			1.33	4.25	5.75	4.25	4.25	4.00							4.25	
Skating Skills			1.33	4.25	5.25	4.75	4.75	4.75							4.75	
Judges Total Program Component Score (factored)																18.06
Deductions:			Falls	-4.00 (3)											-4.00	



British Figure Skating Championships 2022

JUDGES DETAILS PER SKATER SENIOR WOMEN SHORT PROGRAM

Legend:							
#	Sequence number	GOE	Grade of Execution	Jx	Judges (x=1-9)	Ref.	Referee
*	Invalid element	<	Under-rotated jump	<<	Downgraded jump		
x	Credit for highlight distribution, base value multiplied by 1.1			F	Fall	q	Jump landed on the quarter

RESULTS

SENIOR WOMEN SHORT PROGRAM

Pl.	Name Club	Nation	Total Segment Score
1	Kristen SPOURS Swindon	SWI	61.62
2	Natasha McKAY Dundee	DDE	61.07
3	Nina POVEY Ice Sheffield	SHE	54.79
4	Genevieve SOMERVILLE Ice Sheffield	SHE	41.80
5	Rebecca GILLESPIE Ice Sheffield	SHE	41.64
6	Eleanor HAYES Ice Sheffield	SHE	39.49
7	Nikita HEATHFIELD Gosport	GOS	32.48
8	Bethan WHITEMAN Oxford	OXF	29.27
9	Christie SHANNON East Kilbride	EK	26.98
Withdrawn	Emily HAYWARD East Kilbride	SHE	WD

Maggie Worsfold
Ms. Maggie WORSFOLD, M.W
 Referee


A. Findlay
Ms. Ann FINDLAY, A.F
 Technical Controller

Legend:
 WD Withdrawn


RESULTS

SENIOR WOMEN FREE SKATING

Pl.	Name Club	Nation	Total Segment Score
1	Natasha McKAY Dundee	DDE	107.98
2	Nina POVEY Ice Sheffield	SHE	107.68
3	Kristen SPOURS Swindon	SWI	106.34
4	Genevieve SOMERVILLE Ice Sheffield	SHE	77.03
5	Rebecca GILLESPIE Ice Sheffield	SHE	75.33
6	Eleanor HAYES Ice Sheffield	SHE	68.65
7	Christie SHANNON East Kilbride	EK	67.59
8	Nikita HEATHFIELD Gosport	GOS	59.93
9	Bethan WHITEMAN Oxford	OXF	59.07


Ms. Maggie WORSFOLD, M.W

Referee



Ms. Ann FINDLAY, A.F

Technical Controller

RESULTS

SENIOR WOMEN

Pl.	Name	Nation	Total Score	SP	FS
1	Natasha McKAY	DDE	169.05	2	1
2	Kristen SPOURS	SWI	167.96	1	3
3	Nina POVEY	SHE	162.47	3	2
4	Genevieve SOMERVILLE	SHE	118.83	4	4
5	Rebecca GILLESPIE	SHE	116.97	5	5
6	Eleanor HAYES	SHE	108.14	6	6
7	Christie SHANNON	EK	94.57	9	7
8	Nikita HEATHFIELD	GOS	92.41	7	8
9	Bethan WHITEMAN	OXF	88.34	8	9
Withdrawn					
	Emily HAYWARD	SHE			

Maggie Worsfold
Ms. Maggie WORSFOLD, M.W
 Referee

A. Findlay
Ms. Ann FINDLAY, A.F
 Technical Controller

Legend:					
FS	Free Skating	SP	Short Program	WD	Withdrawn
PI.	Place				

JUDGES DETAILS PER SKATER SENIOR WOMEN FREE SKATING

Rank	Name	Nation	Starting Number	Total Segment Score	Total Element Score	Total Program Component Score (factored)						Total Deductions				
1	Natasha McKAY	DDE	8	107.98	49.24	58.74						0.00				
#	Executed Elements	Info	Base Value	GOE	J1	J2	J3	J4	J5	J6	J7	J8	J9	Ref.	Scores of Panel	
1	3Lz		5.90	-0.20	0	-2	0	0	-1						5.70	
2	3Lo+2T		6.20	0.65	2	1	1	1	2						6.85	
3	3Lo		4.90	-0.49	-1	-1	-1	-1	-1						4.41	
4	3T		4.20	0.56	2	1	2	1	1						4.76	
5	CSp4		2.60	0.61	2	2	1	3	3						3.21	
6	ChSq1		3.00	1.17	2	3	2	4	2						4.17	
7	3S	x	4.73	-0.43	-1	-1	-1	-1	-2						4.30	
8	3S+REP	x	3.31	-0.57	-1	-2	0	-1	-2						2.74	
9	1A	x	1.21	0.04	2	0	0	0	1						1.25	
10	FSSp4		3.00	0.20	1	0	2	0	1						3.20	
11	StSq4		3.90	0.78	2	2	2	3	2						4.68	
12	CCoSp4		3.50	0.47	2	1	0	1	2						3.97	
			46.45												49.24	
Program Components				Factor												
Composition				2.67	7.00	6.75	7.50	7.50	7.50	7.50	7.50	7.50	7.50	7.50		7.33
Presentation				2.67	7.00	7.25	7.75	8.00	7.25	7.25	7.25	7.25	7.25	7.25		7.42
Skating Skills				2.67	7.00	7.25	7.50	7.75	7.00	7.00	7.00	7.00	7.00	7.00		7.25
Judges Total Program Component Score (factored)													58.74			
Deductions:													0.00			
Rank	Name	Nation	Starting Number	Total Segment Score	Total Element Score	Total Program Component Score (factored)						Total Deductions				
2	Nina POVEY	SHE	7	107.68	51.40	56.28						0.00				
#	Executed Elements	Info	Base Value	GOE	J1	J2	J3	J4	J5	J6	J7	J8	J9	Ref.	Scores of Panel	
1	3Lze	e	4.72	-0.78	-2	-2	-1	-2	-1						3.94	
2	3T		4.20	0.42	2	1	1	1	1						4.62	
3	3F		5.30	1.06	2	2	2	3	1						6.36	
4	3Lo+2T		6.20	0.16	0	1	0	1	0						6.36	
5	FSSp4		3.00	0.50	2	1	1	2	2						3.50	
6	ChSq1		3.00	1.00	2	2	2	2	1						4.00	
7	2Lo	x	1.87	0.06	1	0	0	0	1						1.93	
8	2A+1Eu+2S	x	5.61	0.11	1	0	0	1	0						5.72	
9	StSq2		2.60	0.69	3	3	3	2	2						3.29	
10	2A+2T	x	5.06	0.33	1	0	1	1	1						5.39	
11	LSp2		1.90	0.19	1	1	1	2	1						2.09	
12	CCoSp4		3.50	0.70	2	2	2	2	2						4.20	
			46.96												51.40	
Program Components				Factor												
Composition				2.67	7.00	7.00	7.00	5.75	7.00	7.00	7.00	7.00	7.00	7.00		7.00
Presentation				2.67	7.25	8.00	7.50	6.00	7.25	7.25	7.25	7.25	7.25	7.25		7.33
Skating Skills				2.67	6.75	7.50	7.00	6.25	6.50	6.50	6.50	6.50	6.50	6.50		6.75
Judges Total Program Component Score (factored)													56.28			
Deductions:													0.00			

JUDGES DETAILS PER SKATER SENIOR WOMEN FREE SKATING

Rank	Name	Nation	Starting Number	Total Segment Score	Total Element Score	Total Program Component Score (factored)						Total Deductions				
3	Kristen SPOURS	SWI	9	106.34	49.51	57.83						-1.00				
#	Executed Elements	Info	Base Value	GOE	J1	J2	J3	J4	J5	J6	J7	J8	J9	Ref.	Scores of Panel	
1	2Lz		2.10	0.21	1	1	0	2	1						2.31	
2	3Lo+2A+SEQ		8.20	0.98	2	2	2	3	2						9.18	
3	3F+2T		6.60	0.00	0	0	0	0	1						6.60	
4	3Lo		4.90	0.65	1	1	0	2	2						5.55	
5	CCoSp3		3.00	0.60	2	2	2	2	2						3.60	
6	StSq2		2.60	0.52	1	2	2	3	2						3.12	
7	3F<<	F	1.98 x	-0.90	-5	-5	-5	-5	-5						1.08	
8	2A		3.63 x	0.11	0	0	0	2	1						3.74	
9	2F+1Eu+2F		4.51 x	0.12	1	0	0	2	1						4.63	
10	SSp1		1.30	0.30	2	2	2	3	3						1.60	
11	ChSq1		3.00	1.50	3	4	3	3	2						4.50	
12	FCCoSp3		3.00	0.60	3	2	2	2	2						3.60	
			44.82												49.51	
Program Components				Factor												
Composition				2.67	7.00	7.00	7.25	7.50	6.75							7.08
Presentation				2.67	6.75	7.75	7.75	7.25	6.50							7.25
Skating Skills				2.67	6.75	7.75	7.50	7.75	6.75							7.33
Judges Total Program Component Score (factored)											57.83					
Deductions:		Falls			-1.00 (1)						-1.00					

Rank	Name	Nation	Starting Number	Total Segment Score	Total Element Score	Total Program Component Score (factored)						Total Deductions				
4	Genevieve SOMERVILLE	SHE	6	77.03	41.01	36.02						0.00				
#	Executed Elements	Info	Base Value	GOE	J1	J2	J3	J4	J5	J6	J7	J8	J9	Ref.	Scores of Panel	
1	2A		3.30	0.11	0	1	1	0	0						3.41	
2	3T<+2T	<	4.66	-0.90	-3	-3	-3	-2	-2						3.76	
3	2Aq	q	3.30	-0.66	-2	-2	-2	-2	-2						2.64	
4	FCCoSp3		2.80	0.56	2	2	1	2	2						3.36	
5	3Lo<<	<<	1.70	-0.85	-5	-5	-5	-5	-5						0.85	
6	3Tq	q	4.20	-0.84	-2	-2	-2	-2	-2						3.36	
7	2F+2Lo+2T		5.28 x	0.00	0	-2	0	1	0						5.28	
8	ChSq1		3.00	0.83	2	2	1	0	2						3.83	
9	LSp3		2.40	0.48	4	2	1	2	2						2.88	
10	2F+2Lo		3.85 x	0.06	0	0	1	0	1						3.91	
11	StSq3		3.30	0.00	0	0	1	0	0						3.30	
12	CCoSp4		3.50	0.93	3	3	2	3	2						4.43	
			41.29												41.01	
Program Components				Factor												
Composition				2.67	4.50	4.75	4.50	4.25	5.00							4.58
Presentation				2.67	4.25	5.00	4.50	4.00	5.25							4.58
Skating Skills				2.67	4.25	4.25	4.50	3.75	4.75							4.33
Judges Total Program Component Score (factored)											36.02					
Deductions:															0.00	

JUDGES DETAILS PER SKATER SENIOR WOMEN FREE SKATING

Rank	Name	Nation	Starting Number	Total Segment Score	Total Element Score	Total Program Component Score (factored)						Total Deductions				
5	Rebecca GILLESPIE	SHE	5	75.33	37.04	38.29						0.00				
#	Executed Elements	Info	Base Value	GOE	J1	J2	J3	J4	J5	J6	J7	J8	J9	Ref.	Scores of Panel	
1	3S<<+1Eu+2F	<<	3.60	-0.60	-4	-3	-5	-3	-3						3.00	
2	3S<	^	3.44	-0.69	-2	-2	-2	-2	-2						2.75	
3	2A+2T		4.60	0.22	1	0	1	0	1						4.82	
4	FSSp4		3.00	0.30	1	0	0	2	2						3.30	
5	2A		3.30	0.33	1	1	0	1	1						3.63	
6	3Lo<<	<<	1.70	-0.57	-4	-3	-4	-3	-3						1.13	
7	LSp1		1.50	0.20	2	1	-1	2	1						1.70	
8	StSq2		2.60	0.26	1	1	1	1	1						2.86	
9	2Lz	x	2.31	0.42	2	2	2	3	2						2.73	
10	ChSq1		3.00	0.50	1	1	0	1	1						3.50	
11	2F+2T	x	3.41	0.24	2	1	1	2	1						3.65	
12	CCoSp4		3.50	0.47	2	1	1	1	2						3.97	
			35.96												37.04	
Program Components				Factor												
Composition					2.67	5.00	3.75	5.00	4.75	4.50						4.75
Presentation					2.67	4.75	4.50	5.25	4.75	4.50						4.67
Skating Skills					2.67	5.00	4.75	4.75	5.25	5.00						4.92
Judges Total Program Component Score (factored)																38.29
Deductions:														0.00		
Rank	Name	Nation	Starting Number	Total Segment Score	Total Element Score	Total Program Component Score (factored)						Total Deductions				
6	Eleanor HAYES	SHE	4	68.65	34.60	34.05						0.00				
#	Executed Elements	Info	Base Value	GOE	J1	J2	J3	J4	J5	J6	J7	J8	J9	Ref.	Scores of Panel	
1	2A		3.30	-0.33	0	-1	-1	-1	-1						2.97	
2	3T+2T		5.50	0.00	0	0	0	0	0						5.50	
3	3T<<	<<	1.30	-0.65	-5	-5	-5	-5	-5						0.65	
4	2Lo		1.70	0.11	1	1	1	0	0						1.81	
5	FSSp2		2.30	-0.15	0	-1	-1	0	-1						2.15	
6	2Lo		1.70	0.11	1	0	1	1	0						1.81	
7	2F+1Eu+2S	x	3.96	0.12	1	0	1	1	0						4.08	
8	LSp3		2.40	0.40	2	1	1	2	2						2.80	
9	ChSq1		3.00	-0.17	0	-1	0	1	-1						2.83	
10	2F+2T	x	3.41	-0.18	-1	-1	-1	0	-1						3.23	
11	StSq2		2.60	0.09	0	1	1	0	0						2.69	
12	CCoSp4		3.50	0.58	2	2	1	1	2						4.08	
			34.67												34.60	
Program Components				Factor												
Composition					2.67	4.00	4.00	4.25	3.75	3.00						3.92
Presentation					2.67	4.25	5.00	4.50	4.25	3.75						4.33
Skating Skills					2.67	4.00	5.25	4.75	4.25	4.50						4.50
Judges Total Program Component Score (factored)																34.05
Deductions:														0.00		

JUDGES DETAILS PER SKATER SENIOR WOMEN FREE SKATING

Rank	Name	Nation	Starting Number	Total Segment Score	Total Element Score	Total Program Component Score (factored)						Total Deductions				
7	Christie SHANNON	EK	1	67.59	31.88	36.71						-1.00				
#	Executed Elements	Info	Base Value	GOE	J1	J2	J3	J4	J5	J6	J7	J8	J9	Ref.	Scores of Panel	
1	3S<	<	3.44	-1.61	-4	-5	-3	-5	-5						1.83	
2	3S<+1Eu<<+2S	<<	4.74	-1.72	-5	-5	-3	-5	-5						3.02	
3	1A+2T		2.40	0.04	1	0	0	0	1						2.44	
4	1A		1.10	0.00	0	1	0	0	0						1.10	
5	CCoSp4		3.50	0.70	2	2	1	2	2						4.20	
6	FSSp4		3.00	0.30	2	1	-1	1	1						3.30	
7	2F+2T<	F	3.12	x -0.90	-5	-5	-5	-5	-5						2.22	
8	StSq3		3.30	0.22	0	0	1	1	1						3.52	
9	2F		1.98	x 0.12	1	1	0	1	0						2.10	
10	2Lo		1.87	x 0.17	1	1	1	1	1						2.04	
11	ChSq1		3.00	0.83	2	2	1	1	2						3.83	
12	LSp2		1.90	0.38	2	1	2	2	2						2.28	
			33.35												31.88	
Program Components				Factor												
Composition				2.67	5.00	4.25	4.00	4.50	4.50							4.42
Presentation				2.67	4.75	5.25	4.00	4.75	4.25							4.58
Skating Skills				2.67	4.75	5.00	4.50	4.75	4.75							4.75
Judges Total Program Component Score (factored)															36.71	
Deductions:		Falls	-1.00 (1)										-1.00			
Rank	Name	Nation	Starting Number	Total Segment Score	Total Element Score	Total Program Component Score (factored)						Total Deductions				
8	Nikita HEATHFIELD	GOS	3	59.93	25.33	37.60						-3.00				
#	Executed Elements	Info	Base Value	GOE	J1	J2	J3	J4	J5	J6	J7	J8	J9	Ref.	Scores of Panel	
1	2A		3.30	0.11	1	1	0	0	0						3.41	
2	3Lo<<	F	1.70	-0.85	-5	-5	-5	-5	-5						0.85	
3	2S		1.30	0.13	1	1	1	1	1						1.43	
4	2F+1T		2.20	-0.06	0	-1	0	-1	0						2.14	
5	CSp3		2.30	0.23	1	0	1	1	1						2.53	
6	1A		1.21	x 0.07	1	1	0	0	1						1.28	
7	StSq1		1.80	0.18	1	2	0	1	1						1.98	
8	2S+1A+SEQ		2.64	x 0.04	1	0	0	0	1						2.68	
9	ChSq1		3.00	0.33	1	0	0	1	1						3.33	
10	2F		1.98	x 0.12	1	0	0	1	1						2.10	
11	FSSp	F	0.00	0.00	-	-	-	-	-						0.00	
12	CCoSp3		3.00	0.60	3	2	0	2	2						3.60	
			24.43												25.33	
Program Components				Factor												
Composition				2.67	5.00	4.75	4.00	4.75	5.00							4.83
Presentation				2.67	4.50	5.50	3.75	4.50	4.75							4.58
Skating Skills				2.67	4.50	4.50	4.75	4.75	4.75							4.67
Judges Total Program Component Score (factored)															37.60	
Deductions:		Falls	-2.00 (2)										-3.00			
		Costume failure	-1.00										-1.00			

JUDGES DETAILS PER SKATER SENIOR WOMEN FREE SKATING

Rank	Name	Nation	Starting Number	Total Segment Score	Total Element Score	Total Program Component Score (factored)						Total Deductions				
9	Bethan WHITEMAN	OXF	2	59.07	28.67	31.40						-1.00				
#	Executed Elements	Info	Base Value	GOE	J1	J2	J3	J4	J5	J6	J7	J8	J9	Ref.	Scores of Panel	
1	ChSq1		3.00	0.00	0	-1	0	0	0						3.00	
2	2A		3.30	-0.55	-2	-2	-1	-3	-1						2.75	
3	2A		3.30	-1.21	-4	-3	-3	-4	-4						2.09	
4	3T<<	F	1.30	-0.65	-5	-5	-5	-5	-5						0.65	
5	FSSp4		3.00	0.30	2	0	1	1	1						3.30	
6	StSq2		2.60	0.00	0	0	0	0	0						2.60	
7	LSp2		1.90	0.19	1	1	1	1	1						2.09	
8	2S+2T		2.60	0.00	1	0	0	0	0						2.60	
9	2Lo		1.87	x 0.00	0	0	1	0	0						1.87	
10	2S+2T		2.86	x -0.39	-3	-3	-3	-3	-3						2.47	
11	2Lo		1.87	x 0.00	0	0	0	0	0						1.87	
12	CCoSp4		3.50	-0.12	1	0	-2	0	-1						3.38	
			31.10												28.67	
Program Components				Factor												
Composition				2.67	4.25	3.50	4.25	3.75	3.75							3.92
Presentation				2.67	4.00	3.25	4.00	3.25	3.75							3.67
Skating Skills				2.67	4.00	4.00	4.50	4.00	4.50							4.17
Judges Total Program Component Score (factored)												31.40				
Deductions:		Falls		-1.00	(1)							-1.00				

Legend:							
#	Sequence number	GOE	Grade of Execution	Jx	Judges (x=1-9)	Ref.	Referee
e	Wrong edge	<	Under-rotated jump	<<	Downgraded jump		
x	Credit for highlight distribution, base value multiplied by 1.1			REP	Jump repetition	F	Fall
q	Jump landed on the quarter						

CALCULATION SETUP VERIFICATION FOR REFEREE

Category Senior Men

Event parameter

Software Version	1.6.14.0	Competition Type	National Championship
Elm Xml Version	2223.2	Calculation	ISU Judging System
Sys Elm Xml Version	2223.1	Trimmed Mean	Starts With 5 Judges
		Verification Rules Season	2022-2023

Category parameter

Category type	Singles	Level	Senior
Gender	Man		

Segment Short Program

		checksum element table:	90aa310bfcc81fba3c5d089923e40a3
General segment factor	1.00	Program time	2:40 +/- 10 sec.
Credit for highlight distribution	1.10	Start time 2nd half of program	1:20
		Verification Rules	ISU Rules
Program components:	Factor	Deductions:	Entered By
General component factor	1.00		Values
1: Composition	1.67	1: Costume/Prop violation	Majority 0 -1
2: Presentation	1.67	2: Time violation	Referee 0 -1 -2 -3 -4 -5 -6
3: Skating Skills	1.67	3:	
		4: Illegal element/movement	Technical Panel 0 -2 -4 -6
		5: Falls	Technical Panel 0 -1 -2 -4 -6
		6: Interruption in excess	Referee 0 -1 -2 -3 -4 -5 -6
		7: Interruption with allowance	Referee 0 -5
		8:	
		9:	
		10: Costume failure	Referee 0 -1
		11: Late start	Referee 0 -1

Segment Free Skating

		checksum element table:	90aa310bfcc81fba3c5d089923e40a3
General segment factor	1.00	Program time	4:00 +/- 10 sec.
Credit for highlight distribution	1.10	Start time 2nd half of program	2:00
		Verification Rules	ISU Rules
Program components:	Factor	Deductions:	Entered By
General component factor	1.00		Values
1: Composition	3.33	1: Costume/Prop violation	Majority 0 -1
2: Presentation	3.33	2: Time violation	Referee 0 -1 -2 -3 -4 -5 -6
3: Skating Skills	3.33	3:	
		4: Illegal element/movement	Technical Panel 0 -2 -4 -6
		5: Falls	Technical Panel 0 -1 -2 -4 -6
		6: Interruption in excess	Referee 0 -1 -2 -3 -4 -5 -6
		7: Interruption with allowance	Referee 0 -5
		8:	
		9:	
		10: Costume failure	Referee 0 -1
		11: Late start	Referee 0 -1


Ms. Almila ARIKAN SARBANOGLU

printed: 03.12.2022 12:21

PANEL OF JUDGES

SENIOR MEN

Officials

Technical Controller	Mr. Richard GRAINGE	R.G
Technical Specialist	Ms. Sarah LOGIE	S.L
Technical Specialist	Mr. David HARTLEY	D.H

Judges

Referee	Ms. Almila ARIKAN SARBANOGLU	AAS
Judge No. 1	Ms. Cynthia ALEPIN	C.A
Judge No. 2	Ms. Mary CHAPMAN	M.C
Judge No. 3	Ms. Patricia HOUGHTON	P.H
Judge No. 4	Ms. Amanda KNIGHT	A.K
Judge No. 5	Mr. Matthew MILLER	M.M

Data/Replay Operator

Data Operator	Ms. Sarah DONNELLY	S.D
Replay Operator	Ms. Danielle COTON	D.C

RESULTS

SENIOR MEN SHORT PROGRAM

Pl.	Name Club	Nation	Total Segment Score
1	Graham NEWBERRY Romford	ROM	74.22
2	Edward APPLEBY Romford	ROM	73.33
3	Henry PRIVETT-MENDOZA Ice Sheffield	SHE	57.70
4	Ken FITTERER Coventry	COV	52.54
5	Brandon BAILEY Oxford	OXF	47.75
6	Joseph ZAKIPOUR National Ice Centre	NOT	36.48
Withdrawn	Elliot THOMPSON National Ice Centre	DDE	WD



Ms. Almila ARIKAN SARBANOGU, AAS

Referee



Mr. Richard GRAINGE, R.G

Technical Controller

Legend:
WD Withdrawn

JUDGES DETAILS PER SKATER SENIOR MEN SHORT PROGRAM

Rank	Name	Nation	Starting Number	Total Segment Score	Total Element Score	Total Program Component Score (factored)						Total Deductions				
1	Graham NEWBERRY	ROM	1	74.22	37.93	37.29						-1.00				
#	Executed Elements	Info	Base Value	GOE	J1	J2	J3	J4	J5	J6	J7	J8	J9	Ref.	Scores of Panel	
1	3A	F	8.00	-4.00	-4	-5	-5	-5	-5						4.00	
2	3Lo+3T		9.10	0.65	1	1	1	3	2						9.75	
3	FCSp3		2.80	0.84	3	3	2	3	3						3.64	
4	3Lz		5.90	1.77	3	3	3	3	3						7.67	
5	CSSp4		3.00	0.60	2	0	2	2	2						3.60	
6	StSq4		3.90	1.17	3	3	2	3	3						5.07	
7	CCoSp4		3.50	0.70	2	2	1	3	2						4.20	
			36.20												37.93	
Program Components			Factor													
Composition			1.67	7.50	8.00	7.00	7.50	7.75							7.58	
Presentation			1.67	7.25	8.25	7.25	7.25	7.50							7.33	
Skating Skills			1.67	7.25	8.00	6.75	7.75	7.25							7.42	
Judges Total Program Component Score (factored)																37.29
Deductions:			Falls -1.00 (1)											-1.00		

Rank	Name	Nation	Starting Number	Total Segment Score	Total Element Score	Total Program Component Score (factored)						Total Deductions				
2	Edward APPLEBY	ROM	2	73.33	41.60	31.73						0.00				
#	Executed Elements	Info	Base Value	GOE	J1	J2	J3	J4	J5	J6	J7	J8	J9	Ref.	Scores of Panel	
1	3A		8.00	2.40	3	3	4	3	3						10.40	
2	FCSp3		2.80	0.37	2	1	1	2	1						3.17	
3	3Lz+3T		10.10	0.20	1	0	0	2	0						10.30	
4	CSSp4		3.00	0.50	2	1	1	2	2						3.50	
5	StSq3		3.30	0.44	2	1	2	1	1						3.74	
6	3F	x	5.83	1.06	2	2	2	3	2						6.89	
7	CCoSp3		3.00	0.60	2	0	2	2	2						3.60	
			36.03												41.60	
Program Components			Factor													
Composition			1.67	5.50	7.00	6.00	6.50	6.75							6.42	
Presentation			1.67	5.50	6.50	6.25	6.25	6.25							6.25	
Skating Skills			1.67	5.50	6.75	6.25	6.50	6.25							6.33	
Judges Total Program Component Score (factored)																31.73
Deductions:																0.00

Rank	Name	Nation	Starting Number	Total Segment Score	Total Element Score	Total Program Component Score (factored)						Total Deductions				
3	Henry PRIVETT-MENDOZA	SHE	7	57.70	29.04	28.66						0.00				
#	Executed Elements	Info	Base Value	GOE	J1	J2	J3	J4	J5	J6	J7	J8	J9	Ref.	Scores of Panel	
1	3Lz		5.90	-0.20	0	-1	0	0	-1						5.70	
2	3F+2T		6.60	-0.88	-1	-3	-2	-1	-2						5.72	
3	CSSp3		2.60	0.52	3	2	1	2	2						3.12	
4	FCSp3		2.80	0.28	2	0	0	2	1						3.08	
5	2A	x	3.63	0.44	2	1	1	2	1						4.07	
6	StSq3		3.30	0.55	2	1	1	3	2						3.85	
7	CCoSp3		3.00	0.50	2	1	1	2	2						3.50	
			27.83												29.04	
Program Components			Factor													
Composition			1.67	5.25	5.75	5.00	6.25	5.75							5.58	
Presentation			1.67	6.00	6.00	5.75	6.00	6.00							6.00	
Skating Skills			1.67	5.25	5.75	5.50	5.75	5.50							5.58	
Judges Total Program Component Score (factored)																28.66
Deductions:																0.00

JUDGES DETAILS PER SKATER SENIOR MEN SHORT PROGRAM

Rank	Name	Nation	Starting Number	Total Segment Score	Total Element Score	Total Program Component Score (factored)						Total Deductions			
4	Ken FITTERER	COV	6	52.54	26.52	26.02						0.00			
#	Executed Elements	Info	Base Value	GOE	J1	J2	J3	J4	J5	J6	J7	J8	J9	Ref.	Scores of Panel
1	3Lz+2T		7.20	-1.38	-3	-3	-2	-1	-2						5.82
2	3F		5.30	0.18	0	0	0	1	1						5.48
3	CCoSp3V		2.25	0.15	0	1	0	1	1						2.40
4	2A	x	3.63	0.44	1	2	1	1	2						4.07
5	CCSp3		2.80	-0.37	-2	-1	0	-1	-2						2.43
6	StSq3		3.30	0.33	1	0	1	1	1						3.63
7	FSSp3		2.60	0.09	-2	0	0	1	1						2.69
			27.08												26.52
Program Components			Factor												
Composition			1.67	5.25	4.75	5.50	5.25	5.50							5.33
Presentation			1.67	4.25	5.00	5.25	4.75	5.25							5.00
Skating Skills			1.67	4.50	4.75	5.75	5.50	5.50							5.25
Judges Total Program Component Score (factored)														26.02	
Deductions:															0.00
Rank	Name	Nation	Starting Number	Total Segment Score	Total Element Score	Total Program Component Score (factored)						Total Deductions			
5	Brandon BAILEY	OXF	3	47.75	20.60	27.15						0.00			
#	Executed Elements	Info	Base Value	GOE	J1	J2	J3	J4	J5	J6	J7	J8	J9	Ref.	Scores of Panel
1	FSSp4		3.00	0.80	3	2	2	3	3						3.80
2	2A		3.30	-0.44	-1	-2	-2	-1	-1						2.86
3	3T		4.20	-1.12	-4	-3	-3	-2	-2						3.08
4	CCSp2		2.30	0.23	1	1	1	1	0						2.53
5	3S+COMBO	x	4.73	-2.15	-5	-5	-5	1	-5						2.58
6	StSq2		2.60	0.35	1	1	2	1	2						2.95
7	CCoSp3		3.00	-0.20	0	-1	-1	1	-2						2.80
			23.13												20.60
Program Components			Factor												
Composition			1.67	5.50	5.00	5.50	5.50	5.75							5.50
Presentation			1.67	4.75	5.25	5.25	5.25	5.75							5.25
Skating Skills			1.67	4.75	5.50	5.25	5.75	6.25							5.50
Judges Total Program Component Score (factored)														27.15	
Deductions:															0.00
Rank	Name	Nation	Starting Number	Total Segment Score	Total Element Score	Total Program Component Score (factored)						Total Deductions			
6	Joseph ZAKIPOUR	NOT	4	36.48	16.60	20.88						-1.00			
#	Executed Elements	Info	Base Value	GOE	J1	J2	J3	J4	J5	J6	J7	J8	J9	Ref.	Scores of Panel
1	3T+3T		8.40	-0.70	-3	-1	-2	-2	-1						7.70
2	3F		5.30	0.00	0	-1	0	0	0						5.30
3	CCSp		0.00	0.00	-	-	-	-	-						0.00
4	A*	x	0.00	0.00	-	-	-	-	-						0.00
5	StSq2		2.60	0.00	1	-1	1	0	-1						2.60
6	FSSp1	F	2.00	-1.00	-5	-5	-5	-5	-5						1.00
7	CCoSp		0.00	0.00	-	-	-	-	-						0.00
			18.30												16.60
Program Components			Factor												
Composition			1.67	5.00	3.50	4.50	3.75	4.00							4.08
Presentation			1.67	4.00	3.25	4.25	4.00	3.75							3.92
Skating Skills			1.67	4.25	3.50	5.00	4.75	4.50							4.50
Judges Total Program Component Score (factored)														20.88	
Deductions: Falls															-1.00 (1)



British Figure Skating Championships 2022

JUDGES DETAILS PER SKATER SENIOR MEN SHORT PROGRAM

Legend:		GOE	Grade of Execution	Jx	Judges (x=1-9)	Ref.	Referee
#	Sequence number						
*	Invalid element	x	Credit for highlight distribution, base value multiplied by 1.1			F	Fall

RESULTS

SENIOR MEN FREE SKATING

Pl.	Name Club	Nation	Total Segment Score
1	Graham NEWBERRY Romford	ROM	141.10
2	Ken FITTERER Coventry	COV	109.07
3	Edward APPLEBY Romford	ROM	108.96
4	Henry PRIVETT-MENDOZA Ice Sheffield	SHE	107.47
5	Brandon BAILEY Oxford	OXF	100.54
6	Joseph ZAKIPOUR National Ice Centre	NOT	86.25



Ms. Almila ARIKAN SARBANOGLU, AAS

Referee



Mr. Richard GRAINGE, R.G

Technical Controller

RESULTS

SENIOR MEN

Pl.	Name	Nation	Total Score	SP	FS
1	Graham NEWBERRY	ROM	215.32	1	1
2	Edward APPLEBY	ROM	182.29	2	3
3	Henry PRIVETT-MENDOZA	SHE	165.17	3	4
4	Ken FITTERER	COV	161.61	4	2
5	Brandon BAILEY	OXF	148.29	5	5
6	Joseph ZAKIPOUR	NOT	122.73	6	6
Withdrawn					
	Elliot THOMPSON	DDE			



Ms. Almila ARIKAN SARBANOGLU, AAS
Referee



Mr. Richard GRAINGE, R.G
Technical Controller

Legend:					
FS	Free Skating	SP	Short Program	WD	Withdrawn
Pl.	Place				

JUDGES DETAILS PER SKATER SENIOR MEN FREE SKATING

Rank	Name	Nation	Starting Number	Total Segment Score	Total Element Score	Total Program Component Score (factored)						Total Deductions				
1	Graham NEWBERRY	ROM	6	141.10	66.97	74.13						0.00				
#	Executed Elements	Info	Base Value	GOE	J1	J2	J3	J4	J5	J6	J7	J8	J9	Ref.	Scores of Panel	
1	3A		8.00	-3.20	-4	-4	-5	-4	-4						4.80	
2	2A+3T		7.50	0.84	2	2	2	2	3						8.34	
3	3Lz+2T		7.20	0.98	2	2	1	2	1						8.18	
4	3Lo+2T+2A+SEQ		9.50	0.16	0	1	-1	0	1						9.66	
5	FCSp4		3.20	0.85	3	3	2	2	3						4.05	
6	ChSq1		3.00	1.33	3	3	2	2	3						4.33	
7	3F		5.83	x 0.00	0	0	0	0	0						5.83	
8	3Lz		6.49	x -0.59	-1	-1	-1	-1	-2						5.90	
9	3S		4.73	x 0.00	0	0	0	1	0						4.73	
10	FCCoSp3		3.00	0.40	2	1	-1	2	1						3.40	
11	StSq4		3.90	0.78	3	2	1	2	2						4.68	
12	CCoSp4V		2.63	0.44	2	1	1	2	2						3.07	
			64.98												66.97	
Program Components				Factor												
Composition				3.33	7.25	7.50	7.50	7.25	7.75	7.75	7.50	7.50				7.42
Presentation				3.33	7.25	7.75	7.25	7.25	7.25	8.00						7.42
Skating Skills				3.33	7.25	7.75	7.25	7.50	7.50							7.42
Judges Total Program Component Score (factored)															74.13	
Deductions:															0.00	
Rank	Name	Nation	Starting Number	Total Segment Score	Total Element Score	Total Program Component Score (factored)						Total Deductions				
2	Ken FITTERER	COV	3	109.07	54.69	54.38						0.00				
#	Executed Elements	Info	Base Value	GOE	J1	J2	J3	J4	J5	J6	J7	J8	J9	Ref.	Scores of Panel	
1	3Lz+2T		7.20	0.00	0	0	0	1	0						7.20	
2	3F+2T		6.60	0.35	0	0	1	1	1						6.95	
3	3Lz<	<	4.72	-1.73	-4	-4	-3	-3	-4						2.99	
4	2A+1Eu+3S		8.10	0.29	1	0	0	2	1						8.39	
5	CCoSp2		2.50	0.00	0	-1	0	0	0						2.50	
6	StSq2		2.60	0.35	1	1	2	2	1						2.95	
7	3Lo		5.39	x -1.47	-4	-3	-3	-3	-3						3.92	
8	3T		4.62	x 0.70	1	1	2	2	2						5.32	
9	2A		3.63	x 0.44	1	1	1	2	2						4.07	
10	FCSSp4		3.00	0.40	2	1	1	1	2						3.40	
11	ChSq1		3.00	0.50	2	-1	1	1	1						3.50	
12	FCCoSp4		3.50	0.00	1	1	0	-1	-1						3.50	
			54.86												54.69	
Program Components				Factor												
Composition				3.33	5.75	5.25	5.75	5.50	5.25							5.50
Presentation				3.33	5.25	5.00	6.00	5.25	5.25							5.25
Skating Skills				3.33	5.50	5.00	6.25	5.50	5.75							5.58
Judges Total Program Component Score (factored)															54.38	
Deductions:															0.00	

JUDGES DETAILS PER SKATER SENIOR MEN FREE SKATING

Rank	Name	Nation	Starting Number	Total Segment Score	Total Element Score	Total Program Component Score (factored)						Total Deductions			
3	Edward APPLEBY	ROM	5	108.96	49.61	61.35						-2.00			
#	Executed Elements	Info	Base Value	GOE	J1	J2	J3	J4	J5	J6	J7	J8	J9	Ref.	Scores of Panel
1	3A		8.00	1.87	2	3	1	3	2						9.87
2	2A+2T		4.60	0.88	3	2	2	3	3						5.48
3	3F+3T<	F	8.66	-2.65	-5	-5	-5	-5	-5						6.01
4	3Lo		4.90	-0.16	0	-2	0	1	-1						4.74
5	CSSp4		3.00	0.20	3	0	0	1	1						3.20
6	StSq3		3.30	0.33	3	2	1	0	0						3.63
7	FCSp2		2.30	0.31	2	1	1	1	2						2.61
8	1Lz		0.66	x 0.00	1	0	0	0	0						0.66
9	3F<	F	4.66	x -2.12	-5	-5	-5	-5	-5						2.54
10	2A		3.63	x 0.44	2	1	2	1	1						4.07
11	ChSq1		3.00	0.50	3	0	2	-1	1						3.50
12	CCoSp3		3.00	0.30	2	-1	2	-1	2						3.30
			49.71												49.61
Program Components				Factor											
Composition				3.33	6.25	5.75	6.50	5.50	6.50				6.17		
Presentation				3.33	6.00	6.00	6.75	5.25	6.25				6.08		
Skating Skills				3.33	6.00	6.25	6.75	5.75	6.25				6.17		
Judges Total Program Component Score (factored)										61.35					
Deductions:		Falls			-2.00 (2)						-2.00				

Rank	Name	Nation	Starting Number	Total Segment Score	Total Element Score	Total Program Component Score (factored)						Total Deductions			
4	Henry PRIVETT-MENDOZA	SHE	4	107.47	49.07	59.40						-1.00			
#	Executed Elements	Info	Base Value	GOE	J1	J2	J3	J4	J5	J6	J7	J8	J9	Ref.	Scores of Panel
1	3Lz+2T		7.20	0.59	0	1	1	2	1						7.79
2	3F		5.30	0.53	0	1	1	2	1						5.83
3	3S+1Eu+2S		6.10	0.00	0	-3	0	0	0						6.10
4	FCSp3		2.80	0.28	1	1	0	1	1						3.08
5	FCCoSp3		3.00	0.20	2	0	0	0	2						3.20
6	3Lz<	F	4.72	-2.36	-5	-5	-5	-5	-5						2.36
7			0.00	0.00	-	-	-	-	-						0.00
8	3S<<	<<	1.43	x -0.56	-5	-4	-4	-4	-5						0.87
9	ChSq1		3.00	0.83	1	2	2	1	3						3.83
10	2F		1.98	x 0.24	1	1	2	1	2						2.22
11	2A+2A+SEQ		7.26	x 0.00	0	0	0	1	0						7.26
12	StSq2		2.60	0.43	2	1	1	2	3						3.03
13	CCoSp3		3.00	0.50	2	2	1	1	2						3.50
			48.39												49.07
Program Components				Factor											
Composition				3.33	5.25	6.50	5.75	5.50	6.50				5.92		
Presentation				3.33	5.75	6.25	6.00	5.25	6.25				6.00		
Skating Skills				3.33	5.50	6.00	6.25	5.75	6.00				5.92		
Judges Total Program Component Score (factored)										59.40					
Deductions:		Falls			-1.00 (1)						-1.00				

JUDGES DETAILS PER SKATER SENIOR MEN FREE SKATING

Rank	Name	Nation	Starting Number	Total Segment Score	Total Element Score	Total Program Component Score (factored)						Total Deductions			
5	Brandon BAILEY	OXF	2	100.54	45.93	56.61						-2.00			
#	Executed Elements	Info	Base Value	GOE	J1	J2	J3	J4	J5	J6	J7	J8	J9	Ref.	Scores of Panel
1	FSSp4		3.00	0.90	3	3	1	3	3						3.90
2	2A		3.30	0.66	2	1	2	2	3						3.96
3	3T+2T		5.50	0.42	1	1	0	1	1						5.92
4	3Lo	F	4.90	-2.45	-5	-5	-5	-5	-5						2.45
5	ChSq1		3.00	0.83	2	2	0	2	1						3.83
6	3T		4.20	0.28	1	0	1	2	0						4.48
7	CCoSp4		3.50	0.12	2	1	0	0	0						3.62
8	StSq2		2.60	0.52	2	2	1	2	3						3.12
9	S	F	0.00	x 0.00	-	-	-	-	-						0.00
10	3S+2T		6.16	x 0.57	1	1	0	2	2						6.73
11	2Lz+1Eu+2F		4.84	x 0.00	0	0	0	1	0						4.84
12	CCSp3		2.80	0.28	0	1	1	2	1						3.08
			43.80												45.93
Program Components				Factor											
Composition				3.33	5.75	5.50	4.75	5.50	6.25					5.58	
Presentation				3.33	5.75	5.75	4.75	5.75	5.75					5.75	
Skating Skills				3.33	5.50	5.50	5.00	6.00	6.00					5.67	
Judges Total Program Component Score (factored)											56.61				
Deductions:		Falls			-2.00 (2)						-2.00				

Rank	Name	Nation	Starting Number	Total Segment Score	Total Element Score	Total Program Component Score (factored)						Total Deductions			
6	Joseph ZAKIPOUR	NOT	1	86.25	41.30	44.95						0.00			
#	Executed Elements	Info	Base Value	GOE	J1	J2	J3	J4	J5	J6	J7	J8	J9	Ref.	Scores of Panel
1	3F+1Eu+3S		10.10	-0.35	0	-1	-1	-1	0						9.75
2	3Lz		5.90	0.59	1	1	1	1	1						6.49
3	3F		5.30	-1.41	-3	-3	-3	-2	-2						3.89
4	2Lo		1.70	0.00	0	0	0	1	0						1.70
5	FCCoSp2		2.50	-0.33	0	-1	-2	-1	-2						2.17
6	2T		1.43	x 0.00	0	0	0	0	-1						1.43
7	StSq1		1.80	-0.12	1	-1	1	-2	-2						1.68
8	3T		4.62	x -1.68	-5	-4	-4	-3	-4						2.94
9	2A		3.63	x 0.11	1	1	0	0	0						3.74
10	CCoSp3V		2.25	-0.08	2	-1	0	-1	0						2.17
11	CSSp2		2.30	-0.46	0	-2	-2	-2	-2						1.84
12	ChSq1		3.00	0.50	2	1	1	1	-2						3.50
			44.53												41.30
Program Components				Factor											
Composition				3.33	5.00	4.50	5.00	4.25	3.75					4.58	
Presentation				3.33	4.75	4.50	4.50	3.75	3.50					4.25	
Skating Skills				3.33	4.75	4.75	5.00	4.50	4.50					4.67	
Judges Total Program Component Score (factored)											44.95				
Deductions:													0.00		

Legend:		GOE	Grade of Execution	Jx	Judges (x=1-9)	Ref.	Referee
#	Sequence number	<<	Downgraded jump	x	Credit for highlight distribution, base value multiplied by 1.1		
<	Under-rotated jump						
F	Fall						

CALCULATION SETUP VERIFICATION FOR REFEREE

Category Advanced Novice Pairs

Event parameter

Software Version	1.6.14.0	Competition Type	National Championship
Elm Xml Version	2223.2	Calculation	ISU Judging System
Sys Elm Xml Version	2223.1	Trimmed Mean	Starts With 5 Judges
		Verification Rules Season	2022-2023

Category parameter

Category type	Pairs	Level	Advanced Novice
Gender	Mixed		

Segment Short Program

		checksum element table:	4667aa15992f6b9ab9afb9901a521192	
General segment factor	1.00	Program time	2:20 +/- 10 sec.	
Credit for highlight distribution	1.00	Start time 2nd half of program	0:00	
		Verification Rules	ISU Rules	
Program components:	Factor	Deductions:	Entered By	Values
General component factor	1.00			
1: Composition	1.07	1: Costume/Prop violation	Majority	0 -1
2: Presentation	1.07	2: Time violation	Referee	0 -1 -2 -3 -4 -5 -6
3: Skating Skills	1.07	3:		
		4: Illegal element/movement	Technical Panel	0 -2 -4 -6
		5: Falls	Technical Panel	-0.5 per Fall
		6: Interruption in excess	Referee	0 -0.5 -1 -1.5 -2 -2.5 -3
		7: Interruption with allowance	Referee	0 -2.5
		8:		
		9:		
		10: Costume failure	Referee	0 -1
		11: Late start	Referee	0 -1

Segment Free Skating

		checksum element table:	4667aa15992f6b9ab9afb9901a521192	
General segment factor	1.00	Program time	3:00 +/- 10 sec.	
Credit for highlight distribution	1.00	Start time 2nd half of program	0:00	
		Verification Rules	ISU Rules	
Program components:	Factor	Deductions:	Entered By	Values
General component factor	1.00			
1: Composition	2.13	1: Costume/Prop violation	Majority	0 -1
2: Presentation	2.13	2: Time violation	Referee	0 -1 -2 -3 -4 -5 -6
3: Skating Skills	2.13	3:		
		4: Illegal element/movement	Technical Panel	0 -2 -4 -6
		5: Falls	Technical Panel	-0.5 per Fall
		6: Interruption in excess	Referee	0 -0.5 -1 -1.5 -2 -2.5 -3
		7: Interruption with allowance	Referee	0 -2.5
		8:		
		9:		
		10: Costume failure	Referee	0 -1
		11: Late start	Referee	0 -1


 Ms. Almila ARIKAN SARBANOGLU

printed: 03.12.2022 12:19

PANEL OF JUDGES

ADVANCED NOVICE PAIRS

Officials

Technical Controller	Ms. Ann FINDLAY	A.F
Technical Specialist	Ms. Sarah LOGIE	S.L
Technical Specialist	Ms. Sami PAYNE	S.P

Judges

Referee	Ms. Almila ARIKAN SARBANOGLU	AAS
Judge No. 1	Ms. Cynthia ALEPIN	C.A
Judge No. 2	Ms. Mary CHAPMAN	M.C
Judge No. 3	Ms. Patricia HOUGHTON	P.H
Judge No. 4	Ms. Amanda KNIGHT	A.K
Judge No. 5	Mr. Matthew MILLER	M.M


Data/Replay Operator

Data Operator	Ms. Danielle COTON	D.C
Replay Operator	Ms. Sarah DONNELLY	S.D

RESULTS


ADVANCED NOVICE PAIRS SHORT PROGRAM

Pl.	Name Club	Nation	Total Segment Score
1	Jessica HENNESSEY / Joel KIRBY Ice Sheffield	SHE	20.74
2	Leah Louise COLEY / Jacob CASEY Oxford	OXF	19.78
3	Lily SMYTHE / Oliver RAIKES Oxford	OXF	11.47



Ms. Almila ARIKAN SARBANOGLU, AAS

Referee



Ms. Ann FINDLAY, A.F

Technical Controller

JUDGES DETAILS PER SKATER

ADVANCED NOVICE PAIRS SHORT PROGRAM

Rank	Name	Nation	Starting Number	Total Segment Score	Total Element Score	Total Program Component Score (factored)						Total Deductions			
1	Jessica HENNESSEY / Joel KIRBY	SHE	1	20.74	11.11	9.63						0.00			
#	Executed Elements	Info	Base Value	GOE	J1	J2	J3	J4	J5	J6	J7	J8	J9	Ref.	Scores of Panel
1	1TwB		0.90	-0.21	-2	-4	-3	-2	-2						0.69
2	1Li1		1.50	-0.05	0	0	0	-1	-1						1.45
3	2F		1.80	0.12	0	1	1	0	1						1.92
4	FiDs1		2.90	-0.10	1	-1	1	-1	-2						2.80
5	StSq2		2.60	-0.35	-2	-3	-1	-1	-1						2.25
6	CoSp3		2.50	-0.50	-2	-1	-2	-2	-2						2.00
			12.20												11.11
Program Components				Factor											
Composition				1.07	3.75	3.00	2.75	3.00	3.00					3.00	
Presentation				1.07	3.50	3.25	2.50	2.75	3.00					3.00	
Skating Skills				1.07	3.75	3.00	2.75	3.25	2.75					3.00	
Judges Total Program Component Score (factored)											9.63				
Deductions:													0.00		

Rank	Name	Nation	Starting Number	Total Segment Score	Total Element Score	Total Program Component Score (factored)						Total Deductions			
2	Leah Louise COLEY / Jacob CASEY	OXF	3	19.78	11.03	8.75						0.00			
#	Executed Elements	Info	Base Value	GOE	J1	J2	J3	J4	J5	J6	J7	J8	J9	Ref.	Scores of Panel
1	1TwB		0.90	-0.24	0	-5	-2	-4	-2						0.66
2	CoSp3		2.50	-0.25	-1	0	-2	0	-3						2.25
3	2Lo		1.70	-0.40	-2	-2	-2	-3	-3						1.30
4	4LiB		3.50	-0.93	-2	-3	-2	-3	-4						2.57
5	StSqB		1.50	-0.05	-1	0	1	0	-2						1.45
6	FiDs1		2.90	-0.10	0	0	-1	0	-2						2.80
			13.00												11.03
Program Components				Factor											
Composition				1.07	4.00	3.00	2.50	3.00	2.50					2.83	
Presentation				1.07	3.25	3.00	2.25	2.50	2.50					2.67	
Skating Skills				1.07	3.25	2.75	2.50	2.75	2.50					2.67	
Judges Total Program Component Score (factored)											8.75				
Deductions:													0.00		

Rank	Name	Nation	Starting Number	Total Segment Score	Total Element Score	Total Program Component Score (factored)						Total Deductions			
3	Lily SMYTHE / Oliver RAIKES	OXF	2	11.47	4.48	7.49						-0.50			
#	Executed Elements	Info	Base Value	GOE	J1	J2	J3	J4	J5	J6	J7	J8	J9	Ref.	Scores of Panel
1	1TwB		0.90	-0.27	-2	-5	-2	-4	-3						0.63
2	CoSp	F	0.00	0.00	-	-	-	-	-						0.00
3	2S		1.30	0.00	0	0	0	-1	0						1.30
4	StSqB		1.50	-0.30	-2	-2	-1	-2	-2						1.20
5	1LiB		1.40	-0.05	1	0	-1	0	-1						1.35
6	FiDs		0.00	0.00	-	-	-	-	-						0.00
			5.10												4.48
Program Components				Factor											
Composition				1.07	2.75	2.00	2.25	2.50	2.25					2.33	
Presentation				1.07	2.00	2.25	2.25	1.75	2.25					2.17	
Skating Skills				1.07	2.75	2.50	2.50	2.25	2.50					2.50	
Judges Total Program Component Score (factored)											7.49				
Deductions:				Falls	-0.50 (1)							-0.50			

Legend:	#	Sequence number	GOE	Grade of Execution	Jx	Judges (x=1-9)	Ref.	Referee
	F	Fall						

RESULTS


ADVANCED NOVICE PAIRS FREE SKATING

Pl.	Name Club	Nation	Total Segment Score
1	Jessica HENNESSEY / Joel KIRBY Ice Sheffield	SHE	34.38
2	Leah Louise COLEY / Jacob CASEY Oxford	OXF	25.13
3	Lily SMYTHE / Oliver RAIKES Oxford	OXF	24.25



Ms. Almila ARIKAN SARBANOGLU, AAS

Referee



Ms. Ann FINDLAY, A.F.

Technical Controller


RESULTS

ADVANCED NOVICE PAIRS

Pl.	Name	Nation	Total Score	SP	FS
1	Jessica HENNESSEY / Joel KIRBY	SHE	55.12	1	1
2	Leah Louise COLEY / Jacob CASEY	OXF	44.91	2	2
3	Lily SMYTHE / Oliver RAIKES	OXF	35.72	3	3



Ms. Almila ARIKAN SARBANOGLU, AAS
Referee



Ms. Ann FINDLAY, A.F
Technical Controller

Legend:

FS Free Skating **SP** Short Program **Pl.** Place

JUDGES DETAILS PER SKATER

ADVANCED NOVICE PAIRS FREE SKATING

Rank	Name	Nation	Starting Number	Total Segment Score	Total Element Score	Total Program Component Score (factored)						Total Deductions				
1	Jessica HENNESSEY / Joel KIRBY	SHE	3	34.38	13.41	21.47						-0.50				
#	Executed Elements	Info	Base Value	GOE	J1	J2	J3	J4	J5	J6	J7	J8	J9	Ref.	Scores of Panel	
1	2F		1.80	0.06	0	2	0	0	1						1.86	
2	1TwB	F	0.90	-0.45	-5	-5	-5	-5	-5						0.45	
3	FiDs2		3.20	0.00	0	1	1	-1	-1						3.20	
4	2STh		2.50	0.08	1	0	0	1	-1						2.58	
5	2Li1		1.90	0.00	0	1	0	0	0						1.90	
6	1Li1		1.50	-0.10	-1	-1	0	0	-1						1.40	
7	PCoSp1V		2.25	-0.23	-2	-1	-1	1	-1						2.02	
			14.05												13.41	
Program Components			Factor													
Composition			2.13	3.75	3.75	3.25	3.50	3.00							3.50	
Presentation			2.13	3.50	4.00	3.00	3.25	2.75							3.25	
Skating Skills			2.13	3.50	3.75	3.25	3.25	3.00							3.33	
Judges Total Program Component Score (factored)																21.47
Deductions:			Falls -0.50 (1)											-0.50		

Rank	Name	Nation	Starting Number	Total Segment Score	Total Element Score	Total Program Component Score (factored)						Total Deductions				
2	Leah Louise COLEY / Jacob CASEY	OXF	2	25.13	7.38	17.75						0.00				
#	Executed Elements	Info	Base Value	GOE	J1	J2	J3	J4	J5	J6	J7	J8	J9	Ref.	Scores of Panel	
1	2Lo		1.70	-0.06	-1	0	-1	0	0						1.64	
2	PSpBV*	*	0.00	0.00	-	-	-	-	-						0.00	
3	1TwB		0.90	-0.24	-2	-5	-2	-4	-2						0.66	
4	2LoTh		2.80	-1.31	-5	-4	-5	-4	-5						1.49	
5	4Li		0.00	0.00	-	-	-	-	-						0.00	
6	FiDsB		2.60	-0.26	-2	-1	-1	-1	-1						2.34	
7	2LiB		1.50	-0.25	-1	-2	-2	0	-2						1.25	
			9.50												7.38	
Program Components			Factor													
Composition			2.13	3.00	2.75	2.25	3.25	3.00							2.92	
Presentation			2.13	2.50	2.50	2.00	3.00	2.75							2.58	
Skating Skills			2.13	2.75	3.00	2.75	3.00	2.75							2.83	
Judges Total Program Component Score (factored)																17.75
Deductions:														0.00		

Rank	Name	Nation	Starting Number	Total Segment Score	Total Element Score	Total Program Component Score (factored)						Total Deductions				
3	Lily SMYTHE / Oliver RAIKES	OXF	1	24.25	7.55	16.70						0.00				
#	Executed Elements	Info	Base Value	GOE	J1	J2	J3	J4	J5	J6	J7	J8	J9	Ref.	Scores of Panel	
1	1LiB		1.40	0.00	0	1	-1	0	0						1.40	
2	1TwB		0.90	-0.21	-2	0	-2	-4	-3						0.69	
3	2S		1.30	0.00	0	0	0	-1	0						1.30	
4	2LoTh		2.80	-0.09	0	0	-1	0	-1						2.71	
5	PSp*	*	0.00	0.00	-	-	-	-	-						0.00	
6	2LiB		1.50	-0.05	-1	0	-2	0	0						1.45	
7	FiDs		0.00	0.00	-	-	-	-	-						0.00	
			7.90												7.55	
Program Components			Factor													
Composition			2.13	2.75	2.75	2.50	2.75	2.75							2.75	
Presentation			2.13	2.50	2.50	2.25	2.50	2.25							2.42	
Skating Skills			2.13	2.75	3.25	2.25	2.75	2.50							2.67	
Judges Total Program Component Score (factored)																16.70
Deductions:														0.00		



British Figure Skating Championships 2022

JUDGES DETAILS PER SKATER

ADVANCED NOVICE PAIRS FREE SKATING

Legend:		GOE	Grade of Execution	Jx	Judges (x=1-9)	Ref.	Referee
#	Sequence number	<<	Downgraded jump	x	Credit for highlight distribution, base value multiplied by 1.1		
*	Invalid element	F	Fall	q	Jump landed on the quarter		
REP	Jump repetition						

CALCULATION SETUP VERIFICATION FOR REFEREE

Category Junior Pairs

Event parameter

Software Version	1.6.14.0	Competition Type	National Championship
Elm Xml Version	2223.2	Calculation	ISU Judging System
Sys Elm Xml Version	2223.1	Trimmed Mean	Starts With 5 Judges
		Verification Rules Season	2022-2023

Category parameter

Category type	Pairs	Level	Junior
Gender	Mixed		

Segment Short Program

		checksum element table:	4667aa15992f6b9ab9afb9901a521192
General segment factor	1.00	Program time	2:40 +/- 10 sec.
Credit for highlight distribution	1.00	Start time 2nd half of program	0:00
		Verification Rules	ISU Rules
Program components:	Factor	Deductions:	Entered By Values
General component factor	1.00		
1: Composition	1.33	1: Costume/Prop violation	Majority 0 -1
2: Presentation	1.33	2: Time violation	Referee 0 -1 -2 -3 -4 -5 -6
3: Skating Skills	1.33	3:	
		4: Illegal element/movement	Technical Panel 0 -2 -4 -6
		5: Falls	Technical Panel -1 per Fall
		6: Interruption in excess	Referee 0 -1 -2 -3 -4 -5 -6
		7: Interruption with allowance	Referee 0 -5
		8:	
		9:	
		10: Costume failure	Referee 0 -1
		11: Late start	Referee 0 -1

Segment Free Skating

		checksum element table:	4667aa15992f6b9ab9afb9901a521192
General segment factor	1.00	Program time	3:30 +/- 10 sec.
Credit for highlight distribution	1.00	Start time 2nd half of program	0:00
		Verification Rules	ISU Rules
Program components:	Factor	Deductions:	Entered By Values
General component factor	1.00		
1: Composition	2.67	1: Costume/Prop violation	Majority 0 -1
2: Presentation	2.67	2: Time violation	Referee 0 -1 -2 -3 -4 -5 -6
3: Skating Skills	2.67	3:	
		4: Illegal element/movement	Technical Panel 0 -2 -4 -6
		5: Falls	Technical Panel -1 per Fall
		6: Interruption in excess	Referee 0 -1 -2 -3 -4 -5 -6
		7: Interruption with allowance	Referee 0 -5
		8:	
		9:	
		10: Costume failure	Referee 0 -1
		11: Late start	Referee 0 -1



Ms. Almila ARIKAN SARBANOGLU

printed: 03.12.2022 12:20

PANEL OF JUDGES

JUNIOR PAIRS

Officials

Technical Controller	Ms. Ann FINDLAY	A.F
Technical Specialist	Mr. David HARTLEY	D.H
Technical Specialist	Ms. Sami PAYNE	S.P

Judges

Referee	Ms. Almila ARIKAN SARBANOGLU	AAS
Judge No. 1	Ms. Cynthia ALEPIN	C.A
Judge No. 2	Ms. Mary CHAPMAN	M.C
Judge No. 3	Ms. Patricia HOUGHTON	P.H
Judge No. 4	Ms. Amanda KNIGHT	A.K
Judge No. 5	Mr. Matthew MILLER	M.M


Data/Replay Operator

Data Operator	Ms. Danielle COTON	D.C
Replay Operator	Ms. Sarah DONNELLY	S.D

RESULTS

JUNIOR PAIRS SHORT PROGRAM


Pl.	Name Club	Nation	Total Segment Score
1	Lucy HAY / Kyle McLEOD Dundee	DDE	38.68
2	Nearmh DAVISON / Shailesh CALLER Ice Sheffield	SHE	29.07
Withdrawn			
	Charlotte HODGKINSON / Elliot APPLEBY Ice Sheffield	ROM	WD


Ms. Almila ARIKAN SARBANOGLU, AAS

Referee

Ms. Ann FINDLAY, A.F

Technical Controller



Legend:
WD Withdrawn

JUDGES DETAILS PER SKATER JUNIOR PAIRS SHORT PROGRAM

Rank	Name	Nation	Starting Number	Total Segment Score	Total Element Score	Total Program Component Score (factored)						Total Deductions				
1	Lucy HAY / Kyle McLEOD	DDE	1	38.68	20.16	18.52						0.00				
#	Executed Elements	Info	Base Value	GOE	J1	J2	J3	J4	J5	J6	J7	J8	J9	Ref.	Scores of Panel	
1	2Tw2		3.00	0.30	2	1	1	1	1						3.30	
2	2Lo		1.70	0.34	2	2	2	1	2						2.04	
3	5SLiB		4.60	0.31	1	0	2	1	0						4.91	
4	2FTh		3.00	0.30	2	1	1	1	1						3.30	
5	BiDs		0.00	0.00	-	-	-	-	-						0.00	
6	StSq4		3.90	0.52	0	2	1	2	1						4.42	
7	CCoSp4V		2.63	-0.44	-1	-1	-2	-2	-3						2.19	
			18.83												20.16	
Program Components			Factor													
Composition			1.33	5.25	4.50	4.50	5.00	4.75							4.75	
Presentation			1.33	4.25	4.75	4.75	4.50	4.25							4.50	
Skating Skills			1.33	4.75	4.50	4.75	4.75	4.25							4.67	
Judges Total Program Component Score (factored)																18.52
Deductions:															0.00	

Rank	Name	Nation	Starting Number	Total Segment Score	Total Element Score	Total Program Component Score (factored)						Total Deductions				
2	Neamh DAVISON / Shailesh CALLER	SHE	2	29.07	16.33	14.74						-2.00				
#	Executed Elements	Info	Base Value	GOE	J1	J2	J3	J4	J5	J6	J7	J8	J9	Ref.	Scores of Panel	
1	2Tw1		2.80	-1.03	-4	-5	-4	-3	-3						1.77	
2	2Lo	F	1.70	-0.85	-5	-5	-5	-5	-5						0.85	
3	5SLiB		4.60	-0.31	0	-2	-1	-1	0						4.29	
4	2FTh	F	3.00	-1.50	-5	-5	-5	-5	-5						1.50	
5	FCCoSp2		2.50	-0.58	-2	-2	-3	-2	-3						1.92	
6	BiDs1		3.10	0.21	2	0	0	1	1						3.31	
7	StSq2		2.60	0.09	0	1	0	0	1						2.69	
			20.30												16.33	
Program Components			Factor													
Composition			1.33	4.00	3.00	3.50	3.75	4.00							3.75	
Presentation			1.33	4.25	3.50	3.00	3.50	3.75							3.58	
Skating Skills			1.33	4.00	3.25	3.50	3.75	4.00							3.75	
Judges Total Program Component Score (factored)																14.74
Deductions: Falls															-2.00 (2)	

Legend:	#	Sequence number	GOE	Grade of Execution	Jx	Judges (x=1-9)	Ref.	Referee
	F	Fall						



British Figure Skating Championships 2022

RESULTS

JUNIOR PAIRS FREE SKATING

Pl.	Name Club	Nation	Total Segment Score
1	Lucy HAY / Kyle McLEOD Dundee	DDE	68.40
2	Neamh DAVISON / Shailesh CALLER Ice Sheffield	SHE	52.06

Ms. Almila ARIKAN SARBANOGU, AAS

Referee

Ms. Ann FINDLAY, A.F

Technical Controller


RESULTS

JUNIOR PAIRS

Pl.	Name	Nation	Total Score	SP	FS
1	Lucy HAY / Kyle McLEOD	DDE	107.08	1	1
2	Neamh DAVISON / Shailesh CALLER	SHE	81.13	2	2
Withdrawn					
	Charlotte HODGKINSON / Elliot APPLEBY	ROM			



Ms. Almila ARIKAN SARBANOGU, AAS
Referee



Ms. Ann FINDLAY, A.F.
Technical Controller

Legend:

FS Free Skating SP Short Program WD Withdrawn Pl. Place

JUDGES DETAILS PER SKATER JUNIOR PAIRS FREE SKATING

Rank	Name	Nation	Starting Number	Total Segment Score	Total Element Score	Total Program Component Score (factored)							Total Deductions		
1	Lucy HAY / Kyle McLEOD	DDE	2	68.40	32.24	37.16							-1.00		
#	Executed Elements	Info	Base Value	GOE	J1	J2	J3	J4	J5	J6	J7	J8	J9	Ref.	Scores of Panel
1	2Tw3		3.20	0.21	1	2	1	0	-1						3.41
2	2Lz+2T		3.40	-0.21	-1	-1	-1	0	-1						3.19
3	5SLiB		4.60	0.61	2	1	1	2	0						5.21
4	2FTh		3.00	-0.30	-1	-1	-1	-1	-1						2.70
5	4LiB		3.50	0.23	1	-1	0	2	1						3.73
6	2Lo		1.70	0.17	1	1	0	1	1						1.87
7	2LoTh	F	2.80	-1.40	-5	-5	-5	-5	-5						1.40
8	ChSq1		3.00	0.50	-1	1	1	1	1						3.50
9	FiDs3		3.50	0.12	1	-1	1	2	-1						3.62
10	PCoSp4V		3.38	0.23	0	1	0	2	1						3.61
			32.08												32.24
Program Components				Factor											
Composition				2.67	5.00	5.00	4.50	4.75	4.50						4.75
Presentation				2.67	4.00	5.00	4.25	4.75	4.25						4.42
Skating Skills				2.67	4.75	4.75	4.75	5.00	4.50						4.75
Judges Total Program Component Score (factored)														37.16	
Deductions:				Falls	-1.00 (1)									-1.00	

Rank	Name	Nation	Starting Number	Total Segment Score	Total Element Score	Total Program Component Score (factored)							Total Deductions		
2	Neamh DAVISON / Shailesh CALLER	SHE	1	52.06	22.68	29.38							0.00		
#	Executed Elements	Info	Base Value	GOE	J1	J2	J3	J4	J5	J6	J7	J8	J9	Ref.	Scores of Panel
1	2Tw2		3.00	-0.80	-2	-5	-1	-3	-3						2.20
2	1A		1.10	-0.55	-5	-5	-5	-5	-5						0.55
3	5SLi		0.00	0.00	-	-	-	-	-						0.00
4	2T+1Eu+2S		3.10	-0.04	-1	0	0	-1	0						3.06
5	2FTh		3.00	-0.50	-1	-4	-1	-2	-2						2.50
6	ChSq1		3.00	-0.17	-2	0	0	-1	0						2.83
7	4Li1		3.90	-0.26	0	-1	-1	-1	0						3.64
8	PCoSp2V		2.63	-1.14	-3	-5	-5	-4	-4						1.49
9	2LoTh		2.80	0.09	1	0	1	0	-1						2.89
10	FiDs2		3.20	0.32	2	1	0	1	1						3.52
			25.73												22.68
Program Components				Factor											
Composition				2.67	3.75	3.25	3.50	3.75	3.50						3.58
Presentation				2.67	3.50	3.50	3.00	3.50	4.25						3.50
Skating Skills				2.67	3.75	4.00	3.50	4.25	4.00						3.92
Judges Total Program Component Score (factored)														29.38	
Deductions:													0.00		

Legend:							
#	Sequence number	GOE	Grade of Execution	Jx	Judges (x=1-9)	Ref.	Referee
F	Fall						

CALCULATION SETUP VERIFICATION FOR REFEREE

Category Senior Pairs

Event parameter

Software Version	1.6.14.0	Competition Type	National Championship
Elm Xml Version	2223.2	Calculation	ISU Judging System
Sys Elm Xml Version	2223.1	Trimmed Mean	Starts With 5 Judges
		Verification Rules Season	2022-2023

Category parameter

Category type	Pairs	Level	Senior
Gender	Mixed		

Segment Short Program

		checksum element table:	4667aa15992f6b9ab9afb9901a521192	
General segment factor	1.00	Program time	2:40 +/- 10 sec.	
Credit for highlight distribution	1.00	Start time 2nd half of program	0:00	
		Verification Rules	ISU Rules	
Program components:	Factor	Deductions:	Entered By	Values
General component factor	1.00			
1: Composition	1.33	1: Costume/Prop violation	Majority	0 -1
2: Presentation	1.33	2: Time violation	Referee	0 -1 -2 -3 -4 -5 -6
3: Skating Skills	1.33	3:		
		4: Illegal element/movement	Technical Panel	0 -2 -4 -6
		5: Falls	Technical Panel	-1 per Fall
		6: Interruption in excess	Referee	0 -1 -2 -3 -4 -5 -6
		7: Interruption with allowance	Referee	0 -5
		8:		
		9:		
		10: Costume failure	Referee	0 -1
		11: Late start	Referee	0 -1

Segment Free Skating

		checksum element table:	4667aa15992f6b9ab9afb9901a521192	
General segment factor	1.00	Program time	4:00 +/- 10 sec.	
Credit for highlight distribution	1.00	Start time 2nd half of program	0:00	
		Verification Rules	ISU Rules	
Program components:	Factor	Deductions:	Entered By	Values
General component factor	1.00			
1: Composition	2.67	1: Costume/Prop violation	Majority	0 -1
2: Presentation	2.67	2: Time violation	Referee	0 -1 -2 -3 -4 -5 -6
3: Skating Skills	2.67	3:		
		4: Illegal element/movement	Technical Panel	0 -2 -4 -6
		5: Falls	Technical Panel	-1 per Fall
		6: Interruption in excess	Referee	0 -1 -2 -3 -4 -5 -6
		7: Interruption with allowance	Referee	0 -5
		8:		
		9:		
		10: Costume failure	Referee	0 -1
		11: Late start	Referee	0 -1


Ms. Almila ARIKAN SARBANOGLU

printed: 03.12.2022 12:21

PANEL OF JUDGES

SENIOR PAIRS

Officials

Technical Controller	Ms. Ann FINDLAY	A.F
Technical Specialist	Mr. David HARTLEY	D.H
Technical Specialist	Ms. Sami PAYNE	S.P

Judges

Referee	Ms. Almila ARIKAN SARBANOGLU	AAS
Judge No. 1	Ms. Cynthia ALEPIN	C.A
Judge No. 2	Ms. Mary CHAPMAN	M.C
Judge No. 3	Ms. Patricia HOUGHTON	P.H
Judge No. 4	Ms. Amanda KNIGHT	A.K
Judge No. 5	Mr. Matthew MILLER	M.M

Data/Replay Operator

Data Operator	Ms. Sarah DONNELLY	S.D
Replay Operator	Ms. Danielle COTON	D.C



British Figure Skating Championships 2022

RESULTS

SENIOR PAIRS

Pl.	Name	Nation	Total Score	SP	FS
1	Anastasia VAIPAN LAW / Luke DIGBY	DDE	160.96	1	1
2	Lydia SMART / Harry MATTICK	SWI	138.56	2	2

Ms. Almila ARIKAN SARBANOGLU, AAS
Referee

Ms. Ann FINDLAY, A.F.
Technical Controller

Legend:				
FS	Free Skating	SP	Short Program	Pl. Place

JUDGES DETAILS PER SKATER SENIOR PAIRS SHORT PROGRAM

Rank	Name	Nation	Starting Number	Total Segment Score	Total Element Score	Total Program Component Score (factored)							Total Deductions			
1	Anastasia VAIPAN LAW / Luke DIGBY	DDE	1	55.20	32.15	25.05							-2.00			
#	Executed Elements	Info	Base Value	GOE	J1	J2	J3	J4	J5	J6	J7	J8	J9	Ref.	Scores of Panel	
1	3Tw1	F	5.10	-2.55	-5	-5	-5	-5	-5						2.55	
2	2A		3.30	0.88	2	3	2	3	4						4.18	
3	5RLi3		6.60	0.88	2	1	1	1	2						7.48	
4	3STh		4.40	1.17	3	2	3	3	2						5.57	
5	StSq4		3.90	0.52	2	2	1	1	1						4.42	
6	BiDs2		3.40	0.23	2	1	1	0	0						3.63	
7	CCoSp4		3.50	0.82	3	2	2	2	3						4.32	
			30.20												32.15	
Program Components				Factor												
Composition				1.33	6.25	6.25	6.50	6.50	6.50							6.42
Presentation				1.33	5.50	6.50	6.75	6.00	5.75							6.08
Skating Skills				1.33	6.25	6.50	6.50	6.25	6.00							6.33
Judges Total Program Component Score (factored)														25.05		
Deductions:		Falls	-2.00 (2)											-2.00		

Rank	Name	Nation	Starting Number	Total Segment Score	Total Element Score	Total Program Component Score (factored)							Total Deductions			
2	Lydia SMART / Harry MATTICK	SWI	2	50.86	28.13	22.73							0.00			
#	Executed Elements	Info	Base Value	GOE	J1	J2	J3	J4	J5	J6	J7	J8	J9	Ref.	Scores of Panel	
1	2Tw2		3.00	0.50	2	2	0	2	1						3.50	
2	3S		4.30	-1.29	-3	-3	-3	-3	-3						3.01	
3	5RLi3		6.60	-0.44	1	-2	-1	0	-1						6.16	
4	3LoTh		5.00	1.00	2	2	2	2	1						6.00	
5	BiDs1		3.10	0.21	1	-1	1	1	0						3.31	
6	StSq2		2.60	0.35	2	2	1	1	1						2.95	
7	CCoSp3		3.00	0.20	1	1	0	1	-1						3.20	
			27.60												28.13	
Program Components				Factor												
Composition				1.33	6.25	5.50	5.25	5.75	5.75							5.67
Presentation				1.33	5.75	6.00	5.50	6.00	5.50							5.75
Skating Skills				1.33	5.50	5.75	5.75	6.25	5.25							5.67
Judges Total Program Component Score (factored)														22.73		
Deductions:													0.00			

Legend:		GOE	Jx	Ref.
#	Sequence number	Grade of Execution	Judges (x=1-9)	Referee
F	Fall			



British Figure Skating Championships 2022

RESULTS

SENIOR PAIRS FREE SKATING

Pl.	Name Club	Nation	Total Segment Score
1	Anastasia VAIPAN LAW / Luke DIGBY Dundee	DDE	105.76
2	Lydia SMART / Harry MATTICK Swindon	SWI	87.70

Ms. Almila ARIKAN SARBANOGLU, AAS

Referee

Ms. Ann FINDLAY, A.F.

Technical Controller



British Figure Skating Championships 2022

RESULTS

SENIOR PAIRS

Pl.	Name	Nation	Total Score	SP	FS
1	Anastasia VAIPAN LAW / Luke DIGBY	DDE	160.96	1	1
2	Lydia SMART / Harry MATTICK	SWI	138.56	2	2

Ms. Almila ARIKAN SARBANOGLU, AAS
Referee

Ms. Ann FINDLAY, A.F.
Technical Controller

Legend:				
FS	Free Skating	SP	Short Program	Pl. Place

JUDGES DETAILS PER SKATER SENIOR PAIRS FREE SKATING

Rank	Name	Nation	Starting Number	Total Segment Score	Total Element Score	Total Program Component Score (factored)						Total Deductions				
1	Anastasia VAIPAN LAW / Luke DIGBY	DDE	2	105.76	54.47	52.29						-1.00				
#	Executed Elements	Info	Base Value	GOE	J1	J2	J3	J4	J5	J6	J7	J8	J9	Ref.	Scores of Panel	
1	3Tw1		5.10	-1.36	-2	-3	-2	-4	-3						3.74	
2	3T		4.20	0.84	2	2	1	2	2						5.04	
3	2A+2A+SEQ		6.60	0.77	3	2	1	3	2						7.37	
4	2LoTh		2.80	0.65	3	3	1	2	2						3.45	
5	5ALi3		6.60	1.10	2	2	1	3	1						7.70	
6	ChSq1		3.00	0.83	2	1	2	2	0						3.83	
7	3STh	F	4.40	-2.20	-5	-5	-5	-5	-5						2.20	
8	5RLi3		6.60	0.44	1	0	0	1	1						7.04	
9	4Li3		4.70	0.47	2	1	1	1	1						5.17	
10	BoDs2		4.00	0.13	2	1	0	0	0						4.13	
11	PCoSp4		4.50	0.30	1	1	0	0	1						4.80	
			52.50												54.47	
Program Components				Factor												
Composition				2.67	6.75	6.25	6.75	6.75	6.25							6.58
Presentation				2.67	6.25	6.50	6.50	6.50	6.75							6.50
Skating Skills				2.67	6.25	6.50	6.50	6.50	6.50							6.50
Judges Total Program Component Score (factored)																52.29
Deductions:				Falls	-1.00 (1)											-1.00

Rank	Name	Nation	Starting Number	Total Segment Score	Total Element Score	Total Program Component Score (factored)						Total Deductions				
2	Lydia SMART / Harry MATTICK	SWI	1	87.70	43.63	44.07						0.00				
#	Executed Elements	Info	Base Value	GOE	J1	J2	J3	J4	J5	J6	J7	J8	J9	Ref.	Scores of Panel	
1	2Tw1		2.80	-0.47	0	-2	-1	-2	-2						2.33	
2	2A+SEQ+1A*+2A*	*	3.30	-1.32	-4	-4	-5	-3	-4						1.98	
3	5RLiB		5.40	-0.36	1	-2	-1	0	-1						5.04	
4	3LoTh		5.00	-0.17	0	1	-1	0	-2						4.83	
5	2Lo		1.70	0.34	2	2	1	2	3						2.04	
6	5SLiB		4.60	-0.15	0	0	-2	0	-1						4.45	
7	BoDs2		4.00	0.40	1	1	1	2	1						4.40	
8	ChSq1		3.00	0.50	1	1	1	2	1						3.50	
9	3STh		4.40	0.29	1	1	0	1	0						4.69	
10	4Li4		5.10	0.17	1	-1	-1	1	1						5.27	
11	PCoSp4		4.50	0.60	2	1	0	2	1						5.10	
			43.80												43.63	
Program Components				Factor												
Composition				2.67	6.25	5.25	5.25	6.00	5.25							5.50
Presentation				2.67	5.25	5.50	5.00	5.75	5.75							5.50
Skating Skills				2.67	5.75	5.50	5.25	6.00	5.25							5.50
Judges Total Program Component Score (factored)																44.07
Deductions:																0.00

Legend:							
#	Sequence number	GOE	Grade of Execution	Jx	Judges (x=1-9)	Ref.	Referee
*	Invalid element	F	Fall				

JUDGES DETAILS PER SKATER SENIOR PAIRS FREE SKATING

Rank	Name	Nation	Starting Number	Total Segment Score	Total Element Score	Total Program Component Score (factored)						Total Deductions				
1	Anastasia VAIPAN LAW / Luke DIGBY	DDE	2	105.76	54.47	52.29						-1.00				
#	Executed Elements	Info	Base Value	GOE	J1	J2	J3	J4	J5	J6	J7	J8	J9	Ref.	Scores of Panel	
1	3Tw1		5.10	-1.36	-2	-3	-2	-4	-3						3.74	
2	3T		4.20	0.84	2	2	1	2	2						5.04	
3	2A+2A+SEQ		6.60	0.77	3	2	1	3	2						7.37	
4	2LoTh		2.80	0.65	3	3	1	2	2						3.45	
5	5ALi3		6.60	1.10	2	2	1	3	1						7.70	
6	ChSq1		3.00	0.83	2	1	2	2	0						3.83	
7	3STh	F	4.40	-2.20	-5	-5	-5	-5	-5						2.20	
8	5RLi3		6.60	0.44	1	0	0	1	1						7.04	
9	4Li3		4.70	0.47	2	1	1	1	1						5.17	
10	BoDs2		4.00	0.13	2	1	0	0	0						4.13	
11	PCoSp4		4.50	0.30	1	1	0	0	1						4.80	
			52.50												54.47	
Program Components				Factor												
Composition				2.67	6.75	6.25	6.75	6.75	6.25							6.58
Presentation				2.67	6.25	6.50	6.50	6.50	6.75							6.50
Skating Skills				2.67	6.25	6.50	6.50	6.50	6.50							6.50
Judges Total Program Component Score (factored)															52.29	
Deductions:				Falls	-1.00 (1)											-1.00

Rank	Name	Nation	Starting Number	Total Segment Score	Total Element Score	Total Program Component Score (factored)						Total Deductions				
2	Lydia SMART / Harry MATTICK	SWI	1	87.70	43.63	44.07						0.00				
#	Executed Elements	Info	Base Value	GOE	J1	J2	J3	J4	J5	J6	J7	J8	J9	Ref.	Scores of Panel	
1	2Tw1		2.80	-0.47	0	-2	-1	-2	-2						2.33	
2	2A+SEQ+1A*+2A*	*	3.30	-1.32	-4	-4	-5	-3	-4						1.98	
3	5RLiB		5.40	-0.36	1	-2	-1	0	-1						5.04	
4	3LoTh		5.00	-0.17	0	1	-1	0	-2						4.83	
5	2Lo		1.70	0.34	2	2	1	2	3						2.04	
6	5SLiB		4.60	-0.15	0	0	-2	0	-1						4.45	
7	BoDs2		4.00	0.40	1	1	1	2	1						4.40	
8	ChSq1		3.00	0.50	1	1	1	2	1						3.50	
9	3STh		4.40	0.29	1	1	0	1	0						4.69	
10	4Li4		5.10	0.17	1	-1	-1	1	1						5.27	
11	PCoSp4		4.50	0.60	2	1	0	2	1						5.10	
			43.80												43.63	
Program Components				Factor												
Composition				2.67	6.25	5.25	5.25	6.00	5.25							5.50
Presentation				2.67	5.25	5.50	5.00	5.75	5.75							5.50
Skating Skills				2.67	5.75	5.50	5.25	6.00	5.25							5.50
Judges Total Program Component Score (factored)															44.07	
Deductions:															0.00	

Legend:							
#	Sequence number	GOE	Grade of Execution	Jx	Judges (x=1-9)	Ref.	Referee
*	Invalid element	F	Fall				

CALCULATION SETUP VERIFICATION FOR REFEREE

Category Advanced Novice Dance

Event parameter

Software Version	1.6.14.0	Competition Type	National Championship
Elm Xml Version	2223.2	Calculation	ISU Judging System
Sys Elm Xml Version	2223.1	Trimmed Mean	Starts With 5 Judges
		Verification Rules Season	2022-2023

Category parameter

Category type	Ice Dance	Level	Advanced Novice
Gender	Mixed		

Segment Pattern Dance 1 Westminster Waltz (With Key Points)

		checksum element table:	bb9ac12a749be063110799690e3ccbb6	
General segment factor	1.00	Program time	1:00	
Credit for highlight distribution	1.00	Start time 2nd half of program	0:00	
		Verification Rules	ISU Rules	
Program components:	Factor	Deductions:	Entered By	Values
General component factor	1.00			
1: Timing	0.93	1: Costume/Prop violation	Majority	0 -0.5
2: Presentation	0.93	2: Time violation	Referee	0 -0.5 -1 -1.5 -2 -2.5 -3
3: Skating Skills	0.93	3: Illegal element/movement	Technical Panel	0 -1 -2 -3
		4: Interruption in excess	Referee	0 -0.5 -1 -1.5 -2 -2.5 -3
		5: Extra element	Technical Panel	0 -0.5 -1 -1.5 -2 -2.5 -3
		6: Extra element by verification	Automatic	0 -0.5 -1 -1.5 -2 -2.5 -3
		7: Extended lifts	Referee	0 -0.5 -1 -1.5 -2 -2.5 -3
		8: Falls	Technical Panel	-0.5 per Fall
		9: Music requirements violation	Majority	0 -1
		10: Costume failure	Referee	0 -0.5
		11: Music tempo	Referee	0 -0.5
		12: Late start	Referee	0 -0.5
		13:		
		14: Interruption with allowance	Referee	0 -2.5

Segment Pattern Dance 2 - Argentine Tango (With Key Points)

		checksum element table:	bb9ac12a749be063110799690e3ccbb6	
General segment factor	1.00	Program time	1:00	
Credit for highlight distribution	1.00	Start time 2nd half of program	0:00	
		Verification Rules	ISU Rules	
Program components:	Factor	Deductions:	Entered By	Values
General component factor	1.00			
1: Timing	0.93	1: Costume/Prop violation	Majority	0 -0.5
2: Presentation	0.93	2: Time violation	Referee	0 -0.5 -1 -1.5 -2 -2.5 -3
3: Skating Skills	0.93	3: Illegal element/movement	Technical Panel	0 -1 -2 -3
		4: Interruption in excess	Referee	0 -0.5 -1 -1.5 -2 -2.5 -3
		5: Extra element	Technical Panel	0 -0.5 -1 -1.5 -2 -2.5 -3
		6: Extra element by verification	Automatic	0 -0.5 -1 -1.5 -2 -2.5 -3
		7: Extended lifts	Referee	0 -0.5 -1 -1.5 -2 -2.5 -3
		8: Falls	Technical Panel	-0.5 per Fall
		9: Music requirements violation	Majority	0 -1
		10: Costume failure	Referee	0 -0.5
		11: Music tempo	Referee	0 -0.5
		12: Late start	Referee	0 -0.5
		13:		
		14: Interruption with allowance	Referee	0 -2.5

Segment Free Dance

checksum element table: **ff690c47aad7acd08414eaaf6c70faea**

General segment factor 1.00
 Credit for highlight distribution 1.00

Program time 3:00 +/- 10 sec.
 Start time 2nd half of program 0:00
 Verification Rules ISU Rules

Program components:

	Factor
General component factor	1.00
1: Composition	1.33
2: Presentation	1.33
3: Skating Skills	1.33

Deductions:	Entered By	Values
1: Costume/Prop violation	Majority	0 -0.5
2: Time violation	Referee	0 -0.5 -1 -1.5 -2 -2.5 -3
3: Illegal element/movement	Technical Panel	0 -1 -2 -3
4: Interruption in excess	Referee	0 -0.5 -1 -1.5
5: Extra element	Technical Panel	0 -0.5 -1 -1.5 -2 -2.5 -3
6: Extra element by verification	Automatic	0 -0.5 -1 -1.5 -2 -2.5 -3
7: Extended lifts	Referee	0 -0.5 -1 -1.5 -2 -2.5 -3
8: Falls	Technical Panel	-0.5 per Fall
9: Music requirements violation	Majority	0 -1
10: Costume failure	Referee	0 -0.5
11:		
12: Late start	Referee	0 -0.5
13: Violation of choreo restrictions	Majority	0 -0.5
14: Interruption with allowance	Referee	0 -2.5

Mr. Nick RUSSELL

printed: 03.12.2022 15:38

PANEL OF JUDGES

ADVANCED NOVICE DANCE

Officials

Technical Controller	Mr. Chris BUCHANAN	C.B
Technical Specialist	Ms. Nichola ETGART	N.E
Technical Specialist	Ms. Candice TOWLER-GREEN	CTG

Judges

Referee	Mr. Nick RUSSELL	N.R
Judge No. 1	Mr. Stephen FERNÁNDEZ	S.F
Judge No. 2	Mr. Ryan CANDY	R.C
Judge No. 3	Ms. Janet COTON	J.C
Judge No. 4	Mr. Liam MEANWELL	L.M
Judge No. 5	Ms. Lucy LEONARD	L.V

Data/Replay Operator

Data Operator	Ms. Danielle COTON	D.C
Replay Operator	Ms. Sarah DONNELLY	S.D



British Figure Skating Championships 2022

RESULTS

ADVANCED NOVICE DANCE PATTERN DANCE 1 WESTMINSTER WALTZ (WITH KEY POINTS)

Pl.	Name Club	Nation	Total Segment Score
1	Mimi MARLER DAVIES / Joseph BLACK Alexandra Palace	AXP	19.75

Mr. Nick RUSSELL, N.R

Referee

Mr. Chris BUCHANAN, C.B

Technical Controller

JUDGES DETAILS PER SKATER

ADVANCED NOVICE DANCE PATTERN DANCE 1 WESTMINSTER WALTZ (WITH KEY POINTS)

Rank	Name	Nation	Starting Number	Total Segment Score	Total Element Score	Total Program Component Score (factored)						Total Deductions				
1	Mimi MARLER DAVIES / Joseph BLACK	AXP	1	19.75	10.84	8.91						0.00				
#	Executed Elements	Info	Base Value	GOE	J1	J2	J3	J4	J5	J6	J7	J8	J9	Ref.	Scores of Panel	
1	WW1Sq1Se1+kpNN		3.50	-0.53	-1	-1	1	-1	-1						2.97	
2	WW1Sq2Se1+kpNN		3.50	-0.88	-2	-1	0	-2	-2						2.62	
3	WW2Sq1Se1+kpNN		3.50	-0.70	-2	-1	0	-1	-3						2.80	
4	WW2Sq2Se1+kpNN		3.50	-1.05	-3	-2	0	-2	-2						2.45	
			14.00												10.84	
Program Components				Factor												
Timing				0.93	2.50	3.25	4.00	3.00	3.00							3.08
Presentation				0.93	2.75	3.50	3.75	3.50	3.00							3.33
Skating Skills				0.93	2.25	3.25	3.75	3.50	2.75							3.17
Judges Total Program Component Score (factored)																8.91
Deductions:															0.00	

Legend:							
#	Sequence number	GOE	Grade of Execution	Jx	Judges (x=1-9)	Ref.	Referee



British Figure Skating Championships 2022

RESULTS

ADVANCED NOVICE DANCE PATTERN DANCE 2 - ARGENTINE TANGO (WITH KEY POINTS)

Pl.	Name Club	Nation	Total Segment Score
1	Mimi MARLER DAVIES / Joseph BLACK Alexandra Palace	AXP	18.91

Mr. Nick RUSSELL, N.R

Referee

Mr. Chris BUCHANAN, C.B

Technical Controller

JUDGES DETAILS PER SKATER

ADVANCED NOVICE DANCE PATTERN DANCE 2 - ARGENTINE TANGO (WITH KEY POINTS)

Rank	Name	Nation	Starting Number	Total Segment Score	Total Element Score	Total Program Component Score (factored)							Total Deductions		
1	Mimi MARLER DAVIES / Joseph BLACK	AXP	1	18.91	10.50	8.91							-0.50		
#	Executed Elements	Info	Base Value	GOE	J1	J2	J3	J4	J5	J6	J7	J8	J9	Ref.	Scores of Panel
1	AT1Sq1+kpNN		7.00	-1.40	-1	-2	1	-1	-3						5.60
2	AT2Sq1+kpNN		7.00	-2.10	-2	-2	1	-2	-3						4.90
			14.00												10.50
Program Components				Factor											
	Timing			0.93	3.00	3.00	4.25	3.00	2.75						3.00
	Presentation			0.93	3.25	3.25	3.75	3.50	2.50						3.33
	Skating Skills			0.93	3.50	3.00	3.75	3.25	2.75						3.25
Judges Total Program Component Score (factored)				8.91											
Deductions:		Falls		-0.50	(1)										-0.50

Legend:							
#	Sequence number	GOE	Grade of Execution	Jx	Judges (x=1-9)	Ref.	Referee



British Figure Skating Championships 2022

RESULTS

ADVANCED NOVICE DANCE FREE DANCE

Pl.	Name Club	Nation	Total Segment Score
1	Mimi MARLER DAVIES / Joseph BLACK Alexandra Palace	AXP	38.32

Mr. Nick RUSSELL, N.R

Referee

Mr. Chris BUCHANAN, C.B

Technical Controller



British Figure Skating Championships 2022

RESULTS

ADVANCED NOVICE DANCE

Pl.	Name	Nation	Total Score	RD	FD
1	Mimi MARLER DAVIES / Joseph BLACK	AXP	76.98	1	1

Mr. Nick RUSSELL, N.R
Referee

Mr. Chris BUCHANAN, C.B
Technical Controller

Legend:					
FD	Free Dance	RD	Rhythm Dance	Pl.	Place

JUDGES DETAILS PER SKATER

ADVANCED NOVICE DANCE FREE DANCE

Rank	Name	Nation	Starting Number	Total Segment Score	Total Element Score	Total Program Component Score (factored)							Total Deductions		
1	Mimi MARLER DAVIES / Joseph BLACK	AXP	1	38.32	24.47	13.85							0.00		
#	Executed Elements	Info	Base Value	GOE	J1	J2	J3	J4	J5	J6	J7	J8	J9	Ref.	Scores of Panel
1	SILi3		4.70	0.32	1	0	2	0	1						5.02
2	SqTwW2+SqTwM3		6.22	-1.07	-3	-2	0	-1	-1						5.15
3	DSp2		4.50	0.19	1	-1	0	0	1						4.69
4	DiStW1+DiStM2		7.21	-0.35	0	-1	1	-1	0						6.86
5	ChSt1		1.10	0.00	0	-1	0	0	1						1.10
6	ChSl1		1.10	0.55	1	0	1	0	1						1.65
			24.83												24.47
Program Components				Factor											
Composition				1.33	4.25	3.00	4.00	3.50	3.25					3.58	
Presentation				1.33	4.00	3.50	3.50	3.50	3.50					3.50	
Skating Skills				1.33	3.50	2.75	3.50	3.50	3.00					3.33	
Judges Total Program Component Score (factored)											13.85				
Deductions:															0.00

Legend:							
#	Sequence number	GOE	Grade of Execution	Jx	Judges (x=1-9)	Ref.	Referee

CALCULATION SETUP VERIFICATION FOR REFEREE

Category Junior Dance

Event parameter

Software Version	1.6.14.0	Competition Type	National Championship
Elm Xml Version	2223.2	Calculation	ISU Judging System
Sys Elm Xml Version	2223.1	Trimmed Mean	Starts With 5 Judges
		Verification Rules Season	2022-2023

Category parameter


Category type	Ice Dance	Level	Junior
Gender	Mixed		

Segment Rhythm Dance

General segment factor	1.00	checksum element table:	914797477251c6700e32277beb8828d8	
Credit for highlight distribution	1.00	Program time	2:50 +/- 10 sec.	
		Start time 2nd half of program	0:00	
		Verification Rules	ISU Rules	
Program components:	Factor	Deductions:	Entered By	Values
General component factor	1.00	1: Costume/Prop violation	Majority	0 -1
1: Composition	1.33	2: Time violation	Referee	0 -1 -2 -3 -4 -5 -6
2: Presentation	1.33	3: Illegal element/movement	Technical Panel	0 -2 -4 -6
3: Skating Skills	1.33	4: Interruption in excess	Referee	0 -1 -2 -3 -4 -5 -6
		5: Extra element	Technical Panel	0 -1 -2 -3 -4 -5 -6
		6: Extra element by verification	Automatic	0 -1 -2 -3 -4 -5 -6
		7: Extended lifts	Referee	0 -1 -2 -3 -4 -5 -6
		8: Falls	Technical Panel	-1 per Fall
		9: Music requirements violation	Majority	0 -2
		10: Costume failure	Referee	0 -1
		11: Music tempo	Referee	0 -1
		12: Late start	Referee	0 -1
		13: Violation of choreo restrictions	Majority	0 -1
		14: Interruption with allowance	Referee	0 -5

Segment Free Dance

General segment factor	1.00	checksum element table:	ff690c47aad7acd08414eaaf6c70faea	
Credit for highlight distribution	1.00	Program time	3:30 +/- 10 sec.	
		Start time 2nd half of program	0:00	
		Verification Rules	ISU Rules	
Program components:	Factor	Deductions:	Entered By	Values
General component factor	1.00	1: Costume/Prop violation	Majority	0 -1
1: Composition	2.00	2: Time violation	Referee	0 -1 -2 -3 -4 -5 -6
2: Presentation	2.00	3: Illegal element/movement	Technical Panel	0 -2 -4 -6
3: Skating Skills	2.00	4: Interruption in excess	Referee	0 -1 -2 -3 -4 -5 -6
		5: Extra element	Technical Panel	0 -1 -2 -3 -4 -5 -6
		6: Extra element by verification	Automatic	0 -1 -2 -3 -4 -5 -6
		7: Extended lifts	Referee	0 -1 -2 -3 -4 -5 -6
		8: Falls	Technical Panel	-1 per Fall
		9: Music requirements violation	Majority	0 -2
		10: Costume failure	Referee	0 -1
		11: Music tempo	Referee	0 -1
		12: Late start	Referee	0 -1
		13: Violation of choreo restrictions	Majority	0 -1
		14: Interruption with allowance	Referee	0 -5



Mr. Stephen FERNANDEZ

PANEL OF JUDGES

JUNIOR DANCE

Officials

Technical Controller	Mr. Chris BUCHANAN	C.B
Technical Specialist	Ms. Nichola ETGART	N.E
Technical Specialist	Ms. Helen PRIOR	H.P

Judges

Referee	Mr. Stephen FERNÁNDEZ	S.F
Judge No. 1	Mr. Nick RUSSELL	N.R
Judge No. 2	Mr. Ryan CANDY	R.C
Judge No. 3	Ms. Janet COTON	J.C
Judge No. 4	Mr. Liam MEANWELL	L.M
Judge No. 5	Ms. Lucy LEONARD	L.V

Data/Replay Operator

Data Operator	Ms. Sarah DONNELLY	S.D
Replay Operator	Ms. Danielle COTON	D.C

RESULTS


JUNIOR DANCE RHYTHM DANCE

Pl.	Name Club	Nation	Total Segment Score
1	Phebe BEKKER / James HERNANDEZ National Ice Centre	NOT	65.40
2	Ashlie SLATTER / Atl ONGAY-PEREZ Streatham	STR	55.54
3	Molly HAIRSINE / Alessio SURENKOV-GULTCHEV Sheffield/Basingstoke	SHE	33.86
4	Olivia JENKINSON / Alexander BUCHHOLDT Romford/Sheffield	ROM	29.64



Mr. Stephen FERNÁNDEZ, S.F

Referee



Mr. Chris BUCHANAN, C.B

Technical Controller

JUDGES DETAILS PER SKATER JUNIOR DANCE RHYTHM DANCE

Rank	Name	Nation	Starting Number	Total Segment Score	Total Element Score	Total Program Component Score (factored)						Total Deductions				
1	Phebe BEKKER / James HERNANDEZ	NOT	2	65.40	35.91	30.49						-1.00				
#	Executed Elements	Info	Base Value	GOE	J1	J2	J3	J4	J5	J6	J7	J8	J9	Ref.	Scores of Panel	
1	MiStW3+MiStM3		8.20	3.14	3	3	4	3	3						11.34	
2	RoLi4		5.45	1.28	3	3	3	2	2						6.73	
3	1AT4+kpYYYY		5.50	1.05	2	2	2	2	2						6.55	
4	2AT4+kpYYYY		5.50	1.05	2	1	2	2	2						6.55	
5	SqTwW1+SqTwM4	F	6.34	-1.60	-2	-2	-2	-2	-2						4.74	
			30.99												35.91	
Program Components				Factor												
Composition				1.33	7.25	7.75	7.50	7.75	8.25							7.67
Presentation				1.33	7.25	7.75	7.75	7.75	8.00							7.75
Skating Skills				1.33	7.50	7.50	7.50	7.25	7.50							7.50
Judges Total Program Component Score (factored)															30.49	
Deductions:				Falls -1.00 (1)											-1.00	

Rank	Name	Nation	Starting Number	Total Segment Score	Total Element Score	Total Program Component Score (factored)						Total Deductions				
2	Ashlie SLATTER / Atl ONGAY-PEREZ	STR	1	55.54	32.72	22.82						0.00				
#	Executed Elements	Info	Base Value	GOE	J1	J2	J3	J4	J5	J6	J7	J8	J9	Ref.	Scores of Panel	
1	1AT2+kpYNYN		4.00	0.70	0	1	2	1	2						4.70	
2	2AT1+kpNNYN		3.50	0.53	1	1	1	1	2						4.03	
3	RoLi4		5.45	1.28	3	1	4	2	3						6.73	
4	SqTwW4+SqTwM4		7.34	1.07	1	1	3	1	2						8.41	
5	MiStW2+MiStM2		7.46	1.39	0	2	2	1	1						8.85	
			27.75												32.72	
Program Components				Factor												
Composition				1.33	5.00	5.25	6.00	6.25	6.50							5.83
Presentation				1.33	5.00	5.75	5.75	6.00	6.25							5.83
Skating Skills				1.33	5.25	5.00	5.50	5.75	5.75							5.50
Judges Total Program Component Score (factored)															22.82	
Deductions:				Violation of choreo restrictions (1 of 6)											0.00	

Rank	Name	Nation	Starting Number	Total Segment Score	Total Element Score	Total Program Component Score (factored)						Total Deductions				
3	Molly HAIRSINE / Alessio SURENKOV-GULTCHEV	SHE	4	33.86	18.68	16.18						-1.00				
#	Executed Elements	Info	Base Value	GOE	J1	J2	J3	J4	J5	J6	J7	J8	J9	Ref.	Scores of Panel	
1	1ATB+kpNNNN		2.50	0.00	1	-1	-1	1	0						2.50	
2	2ATB+kpNNNN		2.50	0.00	0	-1	-1	1	1						2.50	
3	RoLi3		4.70	0.32	1	0	0	1	1						5.02	
4	SqTwW+SqTwM3	F	3.30	-1.60	-4	-4	-3	-4	-5						1.70	
5	MiStW1+MiStM1		6.96	0.00	1	-2	0	1	-1						6.96	
			19.96												18.68	
Program Components				Factor												
Composition				1.33	5.00	3.75	4.25	4.25	3.00							4.08
Presentation				1.33	4.75	4.25	4.25	3.75	3.00							4.08
Skating Skills				1.33	4.75	3.50	4.00	4.25	3.75							4.00
Judges Total Program Component Score (factored)															16.18	
Deductions:				Falls -1.00 (1)											-1.00	
				Violation of choreo restrictions (2 of 6)												

JUDGES DETAILS PER SKATER JUNIOR DANCE RHYTHM DANCE

Rank	Name	Nation	Starting Number	Total Segment Score	Total Element Score	Total Program Component Score (factored)						Total Deductions				
4	Olivia JENKINSON / Alexander BUCHHOLDT	ROM	3	29.64	17.67	12.97						-1.00				
#	Executed Elements	Info	Base Value	GOE	J1	J2	J3	J4	J5	J6	J7	J8	J9	Ref.	Scores of Panel	
1	SqTwW2+SqTwM3		6.22	-1.87	-1	-3	-3	-2	-2						4.35	
2	1ATB+kpNNNN		2.50	-0.75	-2	-2	-2	-1	-2						1.75	
3	2ATB+kpNNNN		2.50	-0.75	-1	-2	-3	-2	-2						1.75	
4	SILi4		5.45	-0.16	0	0	0	-1	-1						5.29	
5	MiStW1+MiStM1		6.96	-2.43	-2	-3	0	-2	-3						4.53	
			23.63												17.67	
Program Components				Factor												
Composition				1.33	3.50	3.75	3.50	3.00	2.75							3.33
Presentation				1.33	3.25	4.00	3.25	3.25	3.00							3.25
Skating Skills				1.33	3.75	3.50	3.25	2.75	2.75							3.17
Judges Total Program Component Score (factored)															12.97	
Deductions:		Falls			-1.00	(1)										-1.00
		Violation of choreo restrictions			(2 of 6)											

Legend:		GOE	Grade of Execution	Jx	Judges (x=1-9)	Ref.	Referee
#	Sequence number						
*	Invalid element	F	Fall				

RESULTS

JUNIOR DANCE FREE DANCE

Pl.	Name Club	Nation	Total Segment Score
1	Phebe BEKKER / James HERNANDEZ National Ice Centre	NOT	96.15
2	Ashlie SLATTER / Atl ONGAY-PEREZ Streatham	STR	85.12
3	Molly HAIRSINE / Alessio SURENKOV-GULTCHEV Sheffield/Basingstoke	SHE	54.71
4	Olivia JENKINSON / Alexander BUCHHOLDT Romford/Sheffield	ROM	53.02



Mr. Stephen FERNÁNDEZ, S.F

Referee




Mr. Chris BUCHANAN, C.B

Technical Controller

RESULTS

JUNIOR DANCE

Pl. Name	Nation	Total Score	RD	FD
1 Phebe BEKKER / James HERNANDEZ	NOT	161.55	1	1
2 Ashlie SLATTER / Ati ONGAY-PEREZ	STR	140.66	2	2
3 Molly HAIRSINE / Alessio SURENKOV-GULTCHEV	SHE	88.57	3	3
4 Olivia JENKINSON / Alexander BUCHHOLDT	ROM	82.66	4	4



Mr. Stephen FERNÁNDEZ, S.F
Referee



Mr. Chris BUCHANAN, C.B
Technical Controller

Legend:				
FD	Free Dance	RD	Rhythm Dance	Pl. Place

JUDGES DETAILS PER SKATER JUNIOR DANCE FREE DANCE

Rank	Name	Nation	Starting Number	Total Segment Score	Total Element Score	Total Program Component Score (factored)						Total Deductions				
1	Phebe BEKKER / James HERNANDEZ	NOT	4	96.15	49.81	46.34						0.00				
#	Executed Elements	Info	Base Value	GOE	J1	J2	J3	J4	J5	J6	J7	J8	J9	Ref.	Scores of Panel	
1	StaLi4+RoLi4		10.90	2.88	3	3	4	2	3						13.78	
2	DiStW3+DiStM3		8.20	3.14	3	3	3	3	3						11.34	
3	SyTwW4+SyTwM4		6.84	2.42	3	4	4	3	2						9.26	
4	ChLi1		1.10	1.66	2	1	2	2	2						2.76	
5	OFTW2+OFTM3		5.72	0.72	2	1	1	1	-1						6.44	
6	DSP1		3.75	-0.56	0	-1	-1	-1	-1						3.19	
7	ChSt1		1.10	1.94	4	2	2	2	3						3.04	
			37.61												49.81	
Program Components			Factor													
Composition			2.00	8.00	7.50	7.75	7.75	8.00							7.83	
Presentation			2.00	7.50	7.75	7.50	8.00	7.75							7.67	
Skating Skills			2.00	7.75	7.25	7.75	7.50	7.75							7.67	
Judges Total Program Component Score (factored)																46.34
Deductions:															0.00	
Rank	Name	Nation	Starting Number	Total Segment Score	Total Element Score	Total Program Component Score (factored)						Total Deductions				
2	Ashlie SLATTER / Atl ONGAY-PEREZ	STR	3	85.12	47.96	37.16						0.00				
#	Executed Elements	Info	Base Value	GOE	J1	J2	J3	J4	J5	J6	J7	J8	J9	Ref.	Scores of Panel	
1	ChSp1		1.10	1.66	3	1	2	2	2						2.76	
2	SyTwW4+SyTwM4		6.84	0.24	-1	1	3	-1	1						7.08	
3	DSP4		6.00	1.13	2	1	2	2	3						7.13	
4	CuLi4		5.45	0.96	3	1	4	2	1						6.41	
5	OFTW3+OFTM3		6.10	0.72	1	1	1	1	1						6.82	
6	DiStW2+DiStM2		7.46	2.08	2	1	2	2	2						9.54	
7	ChAJ1		1.10	0.55	2	0	0	1	1						1.65	
8	StaLi4		5.45	1.12	3	2	3	1	2						6.57	
			39.50												47.96	
Program Components			Factor													
Composition			2.00	6.00	5.50	6.50	6.50	6.25							6.25	
Presentation			2.00	6.00	5.75	6.50	6.50	6.50							6.33	
Skating Skills			2.00	6.25	5.25	6.25	6.00	5.75							6.00	
Judges Total Program Component Score (factored)																37.16
Deductions:															0.00	
Rank	Name	Nation	Starting Number	Total Segment Score	Total Element Score	Total Program Component Score (factored)						Total Deductions				
3	Molly HAIRSINE / Alessio SURENKOV-GULTCHEV	SHE	2	54.71	32.55	24.16						-2.00				
#	Executed Elements	Info	Base Value	GOE	J1	J2	J3	J4	J5	J6	J7	J8	J9	Ref.	Scores of Panel	
1	SyTwW1+SyTwM3		5.47	-0.72	-1	-3	0	-1	-1						4.75	
2	OFTW1+OFTM1		4.84	-0.24	1	-1	-1	0	0						4.60	
3	DSP2		4.50	-0.19	0	-1	0	1	-2						4.31	
4	SiLi4+RoLi4		10.90	0.96	1	-1	1	1	1						11.86	
5	DiStWB+DiStMB		4.50	-0.23	1	-1	-1	0	0						4.27	
6	ChSt1		1.10	0.28	1	-1	0	1	0						1.38	
7	ChSl1		1.10	0.28	1	0	0	0	1						1.38	
			32.41												32.55	
Program Components			Factor													
Composition			2.00	4.25	3.50	4.50	4.50	3.50							4.08	
Presentation			2.00	4.50	3.50	4.25	4.25	3.25							4.00	
Skating Skills			2.00	4.25	3.25	4.00	4.25	3.75							4.00	
Judges Total Program Component Score (factored)																24.16
Deductions: Falls															-2.00 (2)	

JUDGES DETAILS PER SKATER JUNIOR DANCE FREE DANCE

Rank	Name	Nation	Starting Number	Total Segment Score	Total Element Score	Total Program Component Score (factored)						Total Deductions				
4	Olivia JENKINSON / Alexander BUCHHOLDT	ROM	1	53.02	31.50	21.52						0.00				
#	Executed Elements	Info	Base Value	GOE	J1	J2	J3	J4	J5	J6	J7	J8	J9	Ref.	Scores of Panel	
1	DSp3		5.25	0.00	1	0	0	0	0						5.25	
2	SyTwW2+SyTwM4		6.09	-1.46	-2	-3	-2	-2	-2						4.63	
3	OFTW1+OFTM2		5.09	-0.72	-1	-1	-1	-1	-1						4.37	
4	RoLi2		3.95	-0.16	0	-1	0	-1	0						3.79	
5	DiStW1+DiStM1		6.96	-1.04	-1	-1	-1	-1	-1						5.92	
6	SILi4		5.45	-0.16	-1	-1	0	0	0						5.29	
7	ChSt1		1.10	0.20	1	-1	-1	0	1						1.30	
8	ChAJ1		1.10	-0.15	-1	-2	-1	0	0						0.95	
			34.99												31.50	
Program Components				Factor												
Composition				2.00	4.00	3.25	3.75	3.75	3.50							3.67
Presentation				2.00	4.25	3.25	3.75	3.75	3.50							3.67
Skating Skills				2.00	3.75	3.00	3.50	3.50	3.25							3.42
Judges Total Program Component Score (factored)														21.52		
Deductions:															0.00	

Legend:							
#	Sequence number	GOE	Grade of Execution	Jx	Judges (x=1-9)	Ref.	Referee

CALCULATION SETUP VERIFICATION FOR REFEREE

Category Senior Dance

Event parameter

Software Version	1.6.12.0	Competition Type	National Championship
Elm Xml Version	2223.2	Calculation	ISU Judging System
Sys Elm Xml Version	2223.1	Trimmed Mean	Starts With 5 Judges
		Verification Rules Season	2022-2023

Category parameter


Category type	Ice Dance	Level	Senior
Gender	Mixed		

Segment Rhythm Dance

General segment factor	1.00	checksum element table:	914797477251c6700e32277beb8828d8	
Credit for highlight distribution	1.00	Program time	2:50 +/- 10 sec.	
		Start time 2nd half of program	0:00	
		Verification Rules	ISU Rules	
Program components:	Factor	Deductions:	Entered By	Values
General component factor	1.00	1: Costume/Prop violation	Majority	0 -1
1: Composition	1.33	2: Time violation	Referee	0 -1 -2 -3 -4 -5 -6
2: Presentation	1.33	3: Illegal element/movement	Technical Panel	0 -2 -4 -6
3: Skating Skills	1.33	4: Interruption in excess	Referee	0 -1 -2 -3 -4 -5 -6
		5: Extra element	Technical Panel	0 -1 -2 -3 -4 -5 -6
		6: Extra element by verification	Automatic	0 -1 -2 -3 -4 -5 -6
		7: Extended lifts	Referee	0 -1 -2 -3 -4 -5 -6
		8: Falls	Technical Panel	-1 per Fall
		9: Music requirements violation	Majority	0 -2
		10: Costume failure	Referee	0 -1
		11: Music tempo	Referee	0 -1
		12: Late start	Referee	0 -1
		13: Violation of choreo restrictions	Majority	0 -1
		14: Interruption with allowance	Referee	0 -5

Segment Free Dance

General segment factor	1.00	checksum element table:	ff690c47aad7acd08414eaaf6c70faea	
Credit for highlight distribution	1.00	Program time	4:00 +/- 10 sec.	
		Start time 2nd half of program	0:00	
		Verification Rules	ISU Rules	
Program components:	Factor	Deductions:	Entered By	Values
General component factor	1.00	1: Costume/Prop violation	Majority	0 -1
1: Composition	2.00	2: Time violation	Referee	0 -1 -2 -3 -4 -5 -6
2: Presentation	2.00	3: Illegal element/movement	Technical Panel	0 -2 -4 -6
3: Skating Skills	2.00	4: Interruption in excess	Referee	0 -1 -2 -3 -4 -5 -6
		5: Extra element	Technical Panel	0 -1 -2 -3 -4 -5 -6
		6: Extra element by verification	Automatic	0 -1 -2 -3 -4 -5 -6
		7: Extended lifts	Referee	0 -1 -2 -3 -4 -5 -6
		8: Falls	Technical Panel	-1 per Fall
		9: Music requirements violation	Majority	0 -2
		10: Costume failure	Referee	0 -1
		11: Music tempo	Referee	0 -1
		12: Late start	Referee	0 -1
		13: Violation of choreo restrictions	Majority	0 -1
		14: Interruption with allowance	Referee	0 -5


 Mr. Nick RUSSELL

PANEL OF JUDGES

SENIOR DANCE

Officials

Technical Controller	Mr. Chris BUCHANAN	C.B
Technical Specialist	Ms. Candice TOWLER-GREEN	CTG
Technical Specialist	Ms. Nichola ETGART	N.E

Judges

Referee	Mr. Nick RUSSELL	N.R
Judge No. 1	Mr. Stephen FERNÁNDEZ	S.F
Judge No. 2	Mr. Ryan CANDY	R.C
Judge No. 3	Ms. Janet COTON	J.C
Judge No. 4	Mr. Liam MEANWELL	L.M
Judge No. 5	Ms. Lucy LEONARD	L.V

Data/Replay Operator

Data Operator	Ms. Sarah DONNELLY	S.D
Replay Operator	Ms. Danielle COTON	D.C



British Figure Skating Championships 2022

RESULTS

SENIOR DANCE RHYTHM DANCE

Pl.	Name Club	Nation	Total Segment Score
1	Lilah FEAR / Lewis GIBSON Alexandra Palace	AXP	79.14
2	Eleanor HIRST / Anthony CURRIE Ice Sheffield	SHE	42.52
3	Charlotte MAN / Toby PALMER Guilford	GUI	36.15

Mr. Nick RUSSELL, N.R

Referee

Mr. Chris BUCHANAN, C.B

Technical Controller

JUDGES DETAILS PER SKATER SENIOR DANCE RHYTHM DANCE

Rank	Name	Nation	Starting Number	Total Segment Score	Total Element Score	Total Program Component Score (factored)						Total Deductions				
1	Lilah FEAR / Lewis GIBSON	AXP	1	79.14	45.23	35.91						-2.00				
#	Executed Elements	Info	Base Value	GOE	J1	J2	J3	J4	J5	J6	J7	J8	J9	Ref.	Scores of Panel	
1	SqTwW3+SqTwM4		6.97	2.13	3	3	1	2	3						9.10	
2	MiStW3+MiStM3		8.20	3.14	4	3	2	3	3						11.34	
3	PSt4		9.45	3.35	3	4	3	3	3						12.80	
4	RoLi4	F	5.45	-0.96	-2	-3	-2	-2	-2						4.49	
5	ChRS1		2.00	5.50	4	3	3	4	4						7.50	
			32.07												45.23	
Program Components				Factor												
Composition				1.33	9.00	9.00	9.00	9.25	9.00							9.00
Presentation				1.33	9.00	9.25	8.75	9.25	9.25							9.17
Skating Skills				1.33	9.00	8.75	8.50	9.00	8.75							8.83
Judges Total Program Component Score (factored)															35.91	
Deductions:		Extended lifts	-1.00	Falls							-1.00 (1)	-2.00				

Rank	Name	Nation	Starting Number	Total Segment Score	Total Element Score	Total Program Component Score (factored)						Total Deductions				
2	Eleanor HIRST / Anthony CURRIE	SHE	3	42.52	25.44	18.08						-1.00				
#	Executed Elements	Info	Base Value	GOE	J1	J2	J3	J4	J5	J6	J7	J8	J9	Ref.	Scores of Panel	
1	SqTwW3+SqTwM3		6.60	0.27	1	-2	0	1	0						6.87	
2	MiStW1+MiStM1		6.96	-0.35	1	0	0	-1	-1						6.61	
3	PSt1		7.45	-0.75	0	-1	0	-1	-1						6.70	
4	ChRS1		2.00	-0.80	-1	-2	-3	-2	-2						1.20	
5	RoLi3		4.70	-0.64	-1	-1	-2	-2	0						4.06	
			27.71												25.44	
Program Components				Factor												
Composition				1.33	4.25	4.25	4.50	4.50	4.75							4.42
Presentation				1.33	4.00	4.50	4.50	5.25	5.25							4.75
Skating Skills				1.33	3.50	4.00	4.25	5.50	5.00							4.42
Judges Total Program Component Score (factored)															18.08	
Deductions:		Extended lifts	-1.00												-1.00	
		Music requirements violation	(1 of 6)													
		Violation of choreo restrictions	(3 of 6)													

Rank	Name	Nation	Starting Number	Total Segment Score	Total Element Score	Total Program Component Score (factored)						Total Deductions				
3	Charlotte MAN / Toby PALMER	GUI	2	36.15	22.18	15.97						-2.00				
#	Executed Elements	Info	Base Value	GOE	J1	J2	J3	J4	J5	J6	J7	J8	J9	Ref.	Scores of Panel	
1	ChRS1		2.00	1.50	2	1	1	-1	1						3.50	
2	SqTwW3+SqTwM1		5.97	-2.13	-3	-3	-3	-2	-1						3.84	
3	PSt1		7.45	-0.75	0	-1	-1	-1	0						6.70	
4	MiStW1+MiStM1		6.96	-0.69	0	-1	-1	-1	0						6.27	
5	RoLi2	F	3.95	-2.08	-5	-5	-4	-4	-3						1.87	
			26.33												22.18	
Program Components				Factor												
Composition				1.33	4.50	4.25	4.25	3.00	4.00							4.17
Presentation				1.33	4.75	4.00	4.00	2.75	4.25							4.08
Skating Skills				1.33	3.75	3.75	3.75	3.25	4.00							3.75
Judges Total Program Component Score (factored)															15.97	
Deductions:		Falls	-2.00 (2)												-2.00	
		Violation of choreo restrictions	(2 of 6)													



British Figure Skating Championships 2022

JUDGES DETAILS PER SKATER
SENIOR DANCE RHYTHM DANCE

Legend:		GOE	Grade of Execution	Jx	Judges (x=1-9)	Ref.	Referee
#	Sequence number	<<	Downgraded jump	x	Credit for highlight distribution, base value multiplied by 1.1		
<	Under-rotated jump						
F	Fall						

RESULTS

SENIOR DANCE FREE DANCE

Pl.	Name Club	Nation	Total Segment Score
1	Lilah FEAR / Lewis GIBSON Alexandra Palace	AXP	126.63
2	Eleanor HIRST / Anthony CURRIE Ice Sheffield	SHE	71.69
3	Charlotte MAN / Toby PALMER Guilford	GUI	66.20



Mr. Nick RUSSELL, N.R

Referee



Mr. Chris BUCHANAN, C.B

Technical Controller



British Figure Skating Championships 2022

RESULTS

SENIOR DANCE

Pl.	Name	Nation	Total Score	RD	FD
1	Lilah FEAR / Lewis GIBSON	AXP	205.77	1	1
2	Eleanor HIRST / Anthony CURRIE	SHE	114.21	2	2
3	Charlotte MAN / Toby PALMER	GUI	102.35	3	3

Mr. Nick RUSSELL, N.R
Referee

Mr. Chris BUCHANAN, C.B
Technical Controller

Legend:

FD Free Dance RD Rhythm Dance Pl. Place

JUDGES DETAILS PER SKATER SENIOR DANCE FREE DANCE

Rank	Name	Nation	Starting Number	Total Segment Score	Total Element Score	Total Program Component Score (factored)	Total Deductions								
1	Lilah FEAR / Lewis GIBSON	AXP	3	126.63	71.29	55.34	0.00								
#	Executed Elements	Info	Base Value	GOE	J1	J2	J3	J4	J5	J6	J7	J8	J9	Ref.	Scores of Panel
1	StaLi4+RoLi4		10.90	3.20	4	3	5	3	3						14.10
2	SyTwW4+SyTwM4		6.84	2.18	3	4	3	3	3						9.02
3	MiStW3+MiStM3		8.20	3.14	4	3	2	3	3						11.34
4	OFTW3+OFTM3		6.10	2.18	3	4	3	3	3						8.28
5	DSP4		6.00	1.69	4	3	3	3	3						7.69
6	CuLi4		5.45	1.60	5	4	2	3	3						7.05
7	ChTw1		1.10	3.04	3	4	3	4	4						4.14
8	ChSt1		1.10	4.15	5	5	4	5	5						5.25
9	ChAJ1		1.10	3.32	5	3	3	4	5						4.42
			46.79												71.29
Program Components			Factor												
Composition			2.00	9.25	9.25	9.25	9.25	9.00							9.25
Presentation			2.00	9.25	9.25	9.00	9.50	9.25							9.25
Skating Skills			2.00	9.25	9.25	8.50	9.25	9.00							9.17
Judges Total Program Component Score (factored)													55.34		
Deductions:															0.00
Rank	Name	Nation	Starting Number	Total Segment Score	Total Element Score	Total Program Component Score (factored)	Total Deductions								
2	Eleanor HIRST / Anthony CURRIE	SHE	2	71.69	40.03	31.66	0.00								
#	Executed Elements	Info	Base Value	GOE	J1	J2	J3	J4	J5	J6	J7	J8	J9	Ref.	Scores of Panel
1	OFTW1+OFTMB		3.22	-0.32	0	-1	1	-1	-1						2.90
2	MiStW1+MiStM1		6.96	0.00	0	0	0	-1	0						6.96
3	ChSt1		1.10	0.83	1	1	1	0	1						1.93
4	CuLi4		5.45	0.00	1	0	0	0	0						5.45
5	ChAJ		0.00	0.00	-	-	-	-	-						0.00
6	SILi4		5.45	0.48	2	2	0	0	1						5.93
7	RoLi3		4.70	0.64	2	2	1	1	1						5.34
8	SyTwW3+SyTwM1		5.47	-1.46	-1	-2	-2	-2	-2						4.01
9	DSP4		6.00	0.56	1	1	1	1	1						6.56
10	ChLi1		1.10	-0.15	-1	0	-1	-2	0						0.95
			39.45												40.03
Program Components			Factor												
Composition			2.00	5.25	5.25	4.75	5.50	5.50							5.33
Presentation			2.00	5.25	5.50	4.50	5.50	5.25							5.33
Skating Skills			2.00	5.00	5.25	4.50	5.25	5.25							5.17
Judges Total Program Component Score (factored)													31.66		
Deductions:															0.00

JUDGES DETAILS PER SKATER SENIOR DANCE FREE DANCE

Rank	Name	Nation	Starting Number	Total Segment Score	Total Element Score	Total Program Component Score (factored)						Total Deductions			
3	Charlotte MAN / Toby PALMER	GUI	1	66.20	40.86	26.34						-1.00			
#	Executed Elements	Info	Base Value	GOE	J1	J2	J3	J4	J5	J6	J7	J8	J9	Ref.	Scores of Panel
1	CuLi4+CuLi4		10.90	0.32	1	1	0	-1	0						11.22
2	DiStW1+DiStM2		7.21	0.00	0	1	0	0	0						7.21
3	SyTwW2+SyTwM3		5.72	-0.72	-1	-1	-2	-1	0						5.00
4	OFTW1+OFTM2		5.09	-0.24	0	-1	0	-1	0						4.85
5	RoLi4		5.45	-0.32	0	-1	0	-1	-1						5.13
6	ChSl1		1.10	-0.07	0	0	-1	-1	0						1.03
7	DSp2		4.50	-0.56	0	-2	-1	-1	-1						3.94
8	ChSt1		1.10	0.28	1	0	0	0	1						1.38
9	ChLi1		1.10	0.00	1	-1	0	0	0						1.10
			42.17												40.86
Program Components				Factor											
Composition				2.00	5.00	4.25	4.75	3.25	4.00						4.33
Presentation				2.00	4.75	4.50	4.25	3.50	4.50						4.42
Skating Skills				2.00	4.75	4.50	4.50	3.75	4.25						4.42
Judges Total Program Component Score (factored)															26.34
Deductions:															
Extended lifts				-1.00											-1.00
Violation of choreo restrictions				(1 of 6)											

Legend:							
#	Sequence number	GOE	Grade of Execution	Jx	Judges (x=1-9)	Ref.	Referee